

2025-01-08


Spruce + Arrow Design Co.
250-814-3822
designs@spruceandarrow.ca
Unit 2, 616 3rd St. W. Revelstoke BC.



SPRUCE + ARROW
INTERIOR DESIGN STUDIO

BENCHLANDS CONDOS - SELECTIONS PACKAGE

Colour Scheme 1 - **JUNIPER** (*Green/Blue/White Oak*)





CLIENT: Northland Properties - Benchlands Condos
EMAIL: lmcintyre@revelstokemountainresort.com
DATE: 2025-01-08

For Budgeting Purposes Only

Designer's Rep/Supplier: Colby Russell @ Revelstoke United Floors - colby@revelstokeunitedfloors.ca

1 - FLOORING + TILE

H1 - HARDWOOD



NAME: Engineered Hardwood Floors - Metro Line
COLOUR/FINISH: Avondale, Brushed Texture, DuRa finish ultra matte
BRAND: Urban Wood / Craft Flooring
DIMENSIONS: 7.5"W, 75" plank lengths x 9/16"thk. 2mm wear layer
QTY: Contractor to Perform Takeoff's
NOTES: European Oak (better price point than North American)
Please refer to drawings for direction of lay
Available in 4 construction platforms (Metro, Di Moda, Signature, or Ovation) which vary in wood grade and lamella/wear layer thickness to meet desired price point)

Please reach out to Brandon @ Craft Floors to develop specification to meet project needs. brandon@craftfloor.com 604-619-2652

30 year warranty (finish), lifetime warranty (structure),
GREENGUARD gold/CARB II Compliant

T1 - WALL TILE (*Kitchen Backsplash*)



NAME: Safi Brick
COLOUR/FINISH: White
BRAND: Ames Tile & Stone
CODE: SAFWH26
DIMENSIONS: 2" x 6"
QTY: Contractor to Perform Takeoff's
PATTERN: Brick Lay as shown
GROUT: Mapei #5077 Frost Grout
TILE EDGE: Bright White BW Schluter Edge as necessary



T2 - WALL TILE (*Shower + Tub Walls*)

NAME: Zellige Neo
 COLOUR/FINISH: Lana
 BRAND: Daltile
 CODE: ZLo7
 DIMENSIONS: 3" x 12"
 QTY: Contractor to Perform Takeoff's
 PATTERN: Custom pattern as shown
 GROUT: Mapei #5093 Warm Gray Grout
 TILE EDGE: Bright White BW Schluter Edge as necessary



T3 - FLOOR TILE (*Bathroom + Shower Floors*)

NAME: MaPierre
 COLOUR/FINISH: Opus Blanc, Matte Finish
 BRAND: Ames Tile & Stone
 CODE: MPOBL
 DIMENSIONS: 8" x 8"
 QTY: Contractor to Perform Takeoff's
 PATTERN: Stacked lay
 GROUT: Mapei #5001 Alabaster Grout
 TILE EDGE: Wall to wall install, shouldn't need tile edge

SHOWER + TUB DETAILS



SHOWER / TUB NICHES

NAME: Custom shower niche w/ quartz frame
 COLOUR/FINISH: CT1 Quartz Frame, T2 Back tile
 DIMENSIONS: Niche total size approx. 13"W x 20"H w/ 1 shelf located approx 6" from top
 QTY: Contractor to Perform Takeoff's
 NOTES: No tile edge necessary (quartz frame and shelf)



SHOWER BASE + THRESHOLD

NAME: Custom Tiled Shower Base
 COLOUR/FINISH: T3 finish
 DIMENSIONS: Refer to drawings
 QTY: Contractor to Perform Takeoff's
 NOTES: Curb with CT1 Quartz Top



SHOWER DRAIN

NAME: Square drain - Floral - Schluter Kerdi Drain
 COLOUR/FINISH: Brushed Vintage Gold or Brushed Classic Gold (to be confirmed with sample review)
 CODE: KDIF4 GRK EBVG D5 or KDIF4 GRK EBCG D5
 DIMENSIONS: 4" square
 QTY: Contractor to Perform Takeoff's
 NOTES: Off set drain to be located under showerhead

Scheme - JUNIPER


Spruce + Arrow Design Co.
250-814-3822
designs@spruceandarrow.ca
Unit 2, 616 3rd St. W. Revelstoke BC.



CLIENT: Northland Properties - Benchlands Condos
EMAIL: lmcintyre@revelstokemountainresort.com
DATE: 2025-01-08


Designer's Rep/Supplier: Kaitlin @ Expressive Interiors - paint@expressiveinteriors.ca

2 - WALL FINISHES




PT1 - WALL COLOUR

NAME: Regal or Ben Paint
COLOUR/FINISH: Vanilla Milkshake - Eggshell Finish
BRAND: Benjamin Moore
CODE: 2141-70



PT2 - DOOR, BASE + TRIM COLOUR

NAME: Regal or Ben Paint
COLOUR/FINISH: Oxford White - Satin/Pearl Finish
BRAND: Benjamin Moore
CODE: CC-30



PT3 - CEILING COLOUR

NAME: Waterborne Ceiling Paint
COLOUR/FINISH: Ceiling White 508 09, Ultra Flat Finish
BRAND: Benjamin Moore
CODE: CEIL-WH01




CLIENT: Northland Properties - Benchlands Condos

EMAIL: lmcintyre@revelstokemountainresort.com

DATE: 2025-01-08

3 - INTERIOR DETAILS

WINDOW TRIM



NAME: Primed MDF Casing
COLOUR/FINISH: Painted PT2
BRAND: Alexandria Mouldings
CODE: 90423
DIMENSIONS: 5/8" x 3" x 16'
QTY: Contractor to Perform Takeoff's
NOTES: Can be subbed with alternate brand equivalent if necessary
INSTALL: Mitered Corners

DOOR TRIM




NAME: Primed MDF Casing
COLOUR/FINISH: Painted PT2
BRAND: Alexandria Mouldings
CODE: 90423
DIMENSIONS: 5/8" x 3" x 16'
QTY: Contractor to Perform Takeoff's
NOTES: Can be subbed with alternate brand equivalent if necessary
INSTALL: Mitered Corners

BASEBOARD



NAME: Primed MDF Baseboard
COLOUR/FINISH: Painted PT2
BRAND: Alexandria Mouldings
CODE: 5128
DIMENSIONS: 1/2" x 5-1/4"
QTY: Contractor to Perform Takeoff's
NOTES: Can be subbed with alternate brand equivalent if necessary



INTERIOR DOORS

NAME: Lincoln Park 1 Panel
 COLOUR/FINISH: Solid Core, painted PT2
 BRAND: Masonite
 DIMENSIONS: Varies
 QTY: Contractor to Perform Takeoff's
 NOTES: Can be subbed with alternate brand equivalent if necessary



INTERIOR DOOR HANDLES

NAME: Select T-Bar Smooth Lever w/ Disk Rosette
 COLOUR/FINISH: Satin Brass
 BRAND: Emtek
 CODE: 5109US4.TAUS4.SMUS4.LH, 5109US4.TAUS4.SMUS4.RH, C5109US4.TAUS4.SMUS4
 QTY: Contractor to Perform Takeoff's
 NOTES: Bedroom + Bathrooms - Privacy Style
 Closets - Passage or Dummy Style



DOOR HINGES

NAME: Residential Duty Steel, Plain Bearing Hinge
 COLOUR/FINISH: Satin Brass
 BRAND: Contractor preferred
 DIMENSIONS: 3-1/2" x 3-1/2"
 QTY: Contractor to Perform Takeoff's
 NOTES: 1/4" radius corners



CLOSET DETAILS

NAME: Custom floating shelves w/ rods below
 SHELVES: Custom floating shelves
 MATERIAL: White oak veneer
 FINISH: Clear finish
 SIZE: Approx. 2"H x 14"D
 QTY: Contractor to Perform Takeoff's
 RODS: Heavy duty hanging rod
 MATERIAL: Brushed Brass
 SIZE: approx. 1-1/2" heavy-duty
 QTY: Contractor to Perform Takeoff's



M1 - MIRROR

NAME: MR802436BR
 COLOUR/FINISH: Brass
 BRAND: Elegant Furniture & Lighting
 CODE: MR802436BR
 DIMENSIONS: 24"W x 36"H
 QTY: Contractor to Perform Takeoff's (1 Per Bathroom)




CLIENT: Northland Properties - Benchlands Condos

EMAIL lmcintyre@revelstokemountainresort.com

DATE: 2025-01-08

4 -MILLWORK




MW1 - CABINET DOOR/DRAWER (*Kitchen Lowers, Island, tall cabinets + vanities*)

STYLE: 2-1/4" Painted Shaker
INSIDE PROFILE: Square
OUTSIDE PROFILE: Eased
COLOUR/FINISH: Caldwell Green HC-124 (Benjamin Moore)
BRAND: Custom



MW2 - CABINET DOOR (*Kitchen Uppers*)

STYLE: 2-1/4" Painted Shaker
INSIDE PROFILE: Square
OUTSIDE PROFILE: Eased
COLOUR/FINISH: Wind Chime AF-465 (Benjamin Moore)
BRAND: Custom



MW3 - MILLWORK ACCENTS

COLOUR/FINISH: White oak with clear flat polyurethane finish
BRAND: Custom
NOTES: Kitchen features include built-in style hood fan detail
Floating shelves as required.



HOOD FAN DETAIL

STYLE: Recessed/Built-In style hood fan
HOOD: 36"W built in hood fan w/ tapered top
HOOD FINISH: MDF, finished to match PT1 (wall colour)
DETAIL: approx. 6"H wood strip detail on bottom of hood
DETAIL FINISH: Wood veneer to match MW3
SUPPLIER: Millworker (custom)

5 -HARDWARE

HW1 - CABINET PULLS *(On all MW1 cabinets)*



NAME: Westridge Cabinet Pull
COLOUR/FINISH: Satin Brass
BRAND: Emttek
CODE: 86637US4
DIMENSIONS: 8"
QTY: Millworker to Perform Takeoff's

HW2 - CABINET KNOBS *(On MW2 Uppers)*



NAME: Haydon Cabinet Knob
COLOUR/FINISH: Satin Brass
BRAND: Emttek
CODE: 86697US4
DIMENSIONS: 1 1/4"
QTY: Millworker to Perform Takeoff's



CLIENT: Northland Properties - Benchlands Condos

EMAIL: lmcintyre@revelstokemountainresort.com

DATE: 2025-01-08

Designer's Rep/Supplier: Lise Paradis @ HanStone - lparadis@hanstone.ca

6 - COUNTERS



CT1 - QUARTZ COUNTERS

NAME: Engineered Quartz
COLOUR/FINISH: Whistler - Polished Finish
BRAND: HanStone Quartz
DIMENSIONS: 3cm THK.
NOTES: Square Edge
***Please supply any alternate product sample to designers for approval



CT1 - KITCHEN COUNTER WATERFALL (Island or peninsula)

NAME: Engineered Quartz
COLOUR/FINISH: Whistler - Polished Finish
BRAND: HanStone Quartz
DIMENSIONS: See drawings for details - 3cm thk.
NOTES: Square Edge
NOTES: Waterfall detail on both sides of island or on end of peninsula
***Please supply any alternate product sample to designers for approval




CT1 - QUARTZ BACKSPLASH (Bathrooms)

NAME: Engineered Quartz
COLOUR/FINISH: Whistler - Polished Finish
BRAND: HanStone Quartz
DIMENSIONS: 3cm THK. - approx. 6" height (to be confirmed w/ drawings)
NOTES: Square Edge
NOTES: Backsplash to run along back wall of vanity only.
***Please supply any alternate product sample to designers for approval



CT1 - NICHE FRAMES *(Bathrooms)*

NAME: Engineered Quartz
COLOUR/FINISH: Whistler - Polished Finish
BRAND: HanStone Quartz
DIMENSIONS: 3cm THK.
NOTES: Square Edge
NOTES: ***Please supply any alternate product sample to designers for approval



CT1 - SHOWER THRESHOLDS *(Bathrooms)*

NAME: Engineered Quartz
COLOUR/FINISH: Whistler - Polished Finish
BRAND: HanStone Quartz
DIMENSIONS: 3cm THK.
NOTES: Square Edge
NOTES: ***Please supply any alternate product sample to designers for approval



CLIENT: Northland Properties - Benchlands Condos

EMAIL: lmcintyre@revelstokemountainresort.com

DATE: 2025-01-08

Designer's Rep/Supplier: Lauren Valhalla @ Splashes/Andrew Sheret Salmon Arm - lauren.valhalla@Sheret.com

7 - PLUMBING



KITCHEN FAUCET

NAME: Odin Pull-Down Faucet with Square Spout
COLOUR/FINISH: Brilliance Luxe Gold
BRAND: Brizo
CODE: 63065LF-GLLHP + HLK175-GL (handle)
DIMENSIONS: 14-5/8"H x 9"D x 3-1/8"W
QTY: Contractor to Perform Takeoff's



KITCHEN SINK

NAME: Precision U 2
COLOUR/FINISH: 18-gauge stainless steel
BRAND: Blanco
CODE: 400399
DIMENSIONS: 32"W x 18"D x 10"H
QTY: Contractor to Perform Takeoff's
NOTES: Undermount Install



VANITY SINK

NAME: Atherton Under Counter Lavatory
COLOUR/FINISH: Cotton White - Black Drain
BRAND: Toto
CODE: LT221#01
DIMENSIONS: 17"W x 13"D x 4"D
QTY: Contractor to Perform Takeoff's



BATHROOM FAUCET

NAME: Odin Single-Handle Lavatory Faucet
COLOUR/FINISH: Brilliance Luxe Gold
BRAND: Brizo
CODE: 65175LF-GL
QTY: Contractor to Perform Takeoff's

STANDARD SHOWER SYSTEM



NAME: Essential Shower Series -
1 Linear Round Slide Bar With Hose
2 Classic Round H2Okinetic Multi-Function Handshower
3 16" Linear Round Wall Mount Shower Arm And Flange
4 12" Linear Round Single-Function Raincan Shower Head
5 Odin Pressure Balance Valve with Integrated 3-Function Diverter Trim

COLOUR/FINISH: Brilliance Luxe Gold
BRAND: Brizo
CODE: 1 74792-GL (Linear Round Slide Bar w/ Hose)
2 RP81079GL (handshower)
3 RP71648GL (shower arm and flange)
4 81392-GL (rain shower head)
5 T75P575-GLLHP (trim) + HL75P75-GL (handles) + R75000 (rough)

QTY: Contractor to Perform Takeoff's
NOTES: Valve mounted on a different wall than fixtures are located - see drawings for detail

STANDARD TUB/SHOWER SYSTEM



NAME: Essential Shower Series -
1 Linear Round Slide Bar With Hose
2 Classic Round H2Okinetic Multi-Function Handshower
3 16" Linear Round Wall Mount Shower Arm And Flange
4 12" Linear Round Single-Function Raincan Shower Head
5 Odin TempAssure Thermostatic Valve with Integrated 6-Function Diverter Trim
6 Linear Round Diverter Tub Spout

COLOUR/FINISH: Brilliance Luxe Gold
BRAND: Brizo
CODE: 1 74792-GL (Linear Round Slide Bar w/ Hose)
2 RP81079GL (handshower)
3 RP71648GL (shower arm and flange)
4 81392-GL (rain shower head)
5 T75675-GL (trim) + R75000 (rough)
6 RP81438GL (tub spout)

QTY: Contractor to Perform Takeoff's
NOTES: Valve mounted on a different wall than fixtures are located - see drawings for detail



ALCOVE TUB

NAME: Rubix 6032 Alcove Tub with Double Tiling Flange
COLOUR/FINISH: White
BRAND: Maax
CODE: 6452328 (Sheret code)
DIMENSIONS: 60"W x 32"D
QTY: Contractor to Perform Takeoff's
NOTES: Contractor to determine if RH or LH drain is required.

CURTAIN ROD



NAME: Straight Shower Rod - Round Blacking
COLOUR/FINISH: Custom colour - brass to match Brizo Brilliance Luxe Gold
BRAND: Kartners
CODE: KSR-5 or KSR-6
QTY: Contractor to Perform Takeoff's
NOTES: Reach out to Lauren @ Splashes for custom coloured rod.



SHOWER DOOR

NAME: Custom Frameless Shower Glass w/ Sliding Door
COLOUR/FINISH: Brushed Brass Hardware
DIMENSIONS: Approx. 60"W x 77"H
QTY: Contractor to Perform Takeoff's
NOTES: Fixed door located on showerhead side.

TOILET



NAME: Nexus Elongated ADA Toilet Bowl w/ Tornado Flush, Nexus 4.8L
Toilet Tank and Soft Close Elongated Toilet Seat + Lid
COLOUR/FINISH: White
BRAND: Toto
CODE: 1061220 (Sheret code) Toilet Tank
1061210 Toilet Bowl
1060845 Seat
QTY: Contractor to Perform Takeoff's
NOTES: Order w/ Brizo Odin Flush Lever, Brilliance Luxe Gold finish.

BATHROOM HARDWARE/ACCESSORIES

TOWEL BAR



NAME: Odin 24" Towel Bar
COLOUR/FINISH: Brilliance Luxe Gold
BRAND: Brizo
CODE: 692475-GL
DIMENSIONS: 24" c to c
QTY: Contractor to Perform Takeoff's

HAND TOWEL HOOK



NAME: Litze 8" Towel Bar
COLOUR/FINISH: Brilliance Luxe Gold
BRAND: Brizo
CODE: 694735-GL
DIMENSIONS: 8" c to c
QTY: Contractor to Perform Takeoff's

TOWEL HOOK



NAME: Odin Single Robe Hook
COLOUR/FINISH: Brilliance Luxe Gold
BRAND: Brizo
CODE: 693575-GL
QTY: Contractor to Perform Takeoff's

TISSUE HOLDER



NAME: Litze Tissue Holder
COLOUR/FINISH: Brilliance Luxe Gold
BRAND: Brizo
CODE: 695035-GL
QTY: Contractor to Perform Takeoff's



CLIENT: Northland Properties - Benchlands Condos

EMAIL: lmcintyre@revelstokemountainresort.com

DATE: 2025-01-08

Designer's Rep/Supplier: Trish Wright @ Robinson Lighting Kelowna - Trishw@robinsonlighting.com

8 - LIGHTING + ELECTRICAL

L1 - POTLIGHTS



NAME: Standard 4" pot light
COLOUR/FINISH: White trim/case
BRAND: contractor/electrician preferred
DIMENSIONS: 4" Diam.
QTY: Electrician to Perform Takeoff's
NOTES: *3000K Colour temperature



L2 - KITCHEN ISLAND/PENINSULA LIGHT *(Only on applicable plans)*

NAME: Arcadia 8" Pendant
COLOUR/FINISH: Brushed Gold/Opal glass
BRAND: Kuzco
CODE: PD59708-BG/OP
DIMENSIONS: 8" Diam.
QTY: Contractor to Perform Takeoff's (2 per island or peninsula)

****No ceiling fixtures required in dining area *(Allows flexibility of dining table location)***

L3 - VANITY SCONCE



NAME: Lucian 11" Wall/Vanity Light
COLOUR/FINISH: Vintage Brass / Alabaster
BRAND: Kuzco
CODE: WV338902VBAR
DIMENSIONS: 11" Ht
QTY: Contractor to Perform Takeoff's (1 per small vanity, 2 per large vanity)
NOTES: Install on each side of mirror

L4 - FLUSH-MOUNT *(Entry or where required)*



NAME: Jude 12" Semi-Flush Mount
COLOUR/FINISH: Brushed Gold/Clear Glass
BRAND: Kuzco
CODE: SF563012BGCL
DIMENSIONS: 12" Diam.
QTY: Contractor to Perform Takeoff's (As Required)



L5 - CEILING LIGHT *(Bedrooms)*

NAME: Willow 16" Pendant
COLOUR/FINISH: Brushed Gold/Opal Matte Glass
BRAND: Kuzco
CODE: PD548315BGOP
DIMENSIONS: 16" Diam.
QTY: Contractor to Perform Takeoff's (1 per room)



L6- UNDER CABINET LIGHTING *(Kitchen)*

NAME: LED strip lighting
COLOUR/FINISH: LED light with frosted cover
DIMENSIONS: To run entire length of upper cabinets in kitchens
QTY: Contractor to Perform Takeoff's



CLIENT: Northland Properties - Benchlands Condos

EMAIL: lmcintyre@revelstokemountainresort.com

DATE: 2025-01-08

Designer's Rep/Supplier: Dimpy Sanghera @ City Furniture Revelstoke - cityfurniturerevelstoke@gmail.com

9 - APPLIANCES



RANGE *(Electric Option)*

NAME: 30-Inch 5-Element Electric Convection Front Control Range
COLOUR/FINISH: Stainless Steel
BRAND: KitchenAid
CODE: YKSEG700ESS
DIMENSIONS: 30"W x 36"H
QTY: Contractor to Perform Takeoff's



RANGE *(Induction Option)*

NAME: 30-Inch 4-Element Induction Slide-In Convection Range with Air Fry
COLOUR/FINISH: Stainless Steel
BRAND: KitchenAid
CODE: KSIS730PSS
DIMENSIONS: 30"W x 36"H
QTY: Contractor to Perform Takeoff's



FRIDGE

NAME: 22 cu.ft. 36-Inch Width Counter Depth French Door Refrigerator with Interior Dispense
COLOUR/FINISH: Stainless Steel
BRAND: KitchenAid
CODE: KRFC302ESS
DIMENSIONS: 72"H x 35-3/4"W x 30-1/4"D
QTY: Contractor to Perform Takeoff's



DISHWASHER

NAME: 44 dBA Dishwasher with 360° Max Jets™ Third Rack and LED Interior Lighting
 COLOUR/FINISH: PrintShield Stainless
 BRAND: KitchenAid
 CODE: KDTM704KPS
 DIMENSIONS: standard 24"W
 QTY: Contractor to Perform Takeoff's



RECESSED HOOD FAN

NAME: Q2 30" Insert
 COLOUR/FINISH: Stainless Steel
 BRAND: Victory Range Hoods
 DIMENSIONS: 29-1/8"W x 14-1/2"H x 15"D
 QTY: Contractor to Perform Takeoff's
 NOTE: Can customize CFM, venting size + venting direction



BUILT-IN MICROWAVE

NAME: 300 Series Built-in Microwave Oven 24"
 COLOUR/FINISH: Stainless Steel
 CODE: HMB30155UC
 BRAND: Bosch
 DIMENSIONS: 13 5/8" x 24 3/8" x 19 11/16"
 QTY: Contractor to Perform Takeoff's



WASHER

NAME: 5.2 cu. Ft. Smart Front Load Energy Star Cert. Washer w/ FreshFlow Vent System
 COLOUR/FINISH: Radiant Silver
 BRAND: Whirlpool
 CODE: WFW5720RR
 DIMENSIONS: 31.56"D x 39"H x 27"W
 QTY: Contractor to Perform Takeoff's



DRYER

NAME: 7.4 cu. Ft. Smart Front Load Energy Star Cert. Dryer w/ Wrinkle Shield Option
 COLOUR/FINISH: Radiant Silver
 BRAND: Whirlpool
 CODE: YWED5720RR
 DIMENSIONS: 31.56"D x 39"H x 27"W
 QTY: Contractor to Perform Takeoff's



CLIENT: Northland Properties - Benchlands Condos

EMAIL: lmcintyre@revelstokemountainresort.com

DATE: 2025-01-08

10 - FIREPLACE

FIREPLACE *(Gas Option)*



NAME: LT1 Direct Vent Gas Fireplace
COLOUR/FINISH: Black
BRAND: Valor
CODE: 2500KN/KP
DIMENSIONS: 40" w x 17 1/2" h viewing area
QTY: Contractor to Perform Takeoff's
NOTES: Birch Logs (1505BLKV2) + Fluted Black Liner (2515FBL)
Install w/ 1" adjustable finishing trim

FIREPLACE *(Electric Option)*



NAME: Entice 42
COLOUR/FINISH: Black frame
BRAND: Napoleon
DIMENSIONS: 16.94-inches tall, 42-inches wide, and 5.4-inches deep
QTY: Contractor to Perform Takeoff's
NOTES: LED Lights, flames w/ ember bed + large crystal clear cubes

STONE



NAME: Roughcut (Cultured Stone)
COLOUR/FINISH: Loire Valley
BRAND: Eldorado Stone
DIMENSIONS: 15"-11.5"H x 3.25"-18.25" L x 1"-2.5"Thk.
QTY: Contractor to Perform Takeoff's
NOTES: Off-White/Cream Grout Colour - Over grout look

MANTEL



NAME: Oak Veneer Mantel
COLOUR/FINISH: Clear finish
DIMENSIONS: TBC with drawings. Approx. 5"H x 4"D
QTY: Contractor to Perform Takeoff's