

2025-01-08

Spruce + Arrow Design Co.
250-814-3822
designs@spruceandarrow.ca
Unit 2, 616 3rd St. W. Revelstoke BC.



SPRUCE + ARROW
INTERIOR DESIGN STUDIO

BENCHLANDS CONDOS - SELECTIONS PACKAGE

Colour Scheme 2 - **BALSAM** (*Taupe, Dark Oak*)





CLIENT: Northland Properties - Benchlands Condos
EMAIL: lmcintyre@revelstokemountainresort.com
DATE: 2025-01-08

For Budgeting Purposes Only

Designer's Rep/Supplier: Colby Russell @ Revelstoke United Floors - colby@revelstokeunitedfloors.ca

1 - FLOORING + TILE

H1 - HARDWOOD



NAME: Engineered Hardwood Floors - Metro Line
COLOUR/FINISH: Uptown, Brushed Texture, DuRa finish ultra matte
BRAND: Urban Wood / Craft Flooring
DIMENSIONS: 7.5"W, 75" plank lengths x 9/16"thk. 2mm wear layer
QTY: Contractor to Perform Takeoff's
NOTES: European Oak (better price point than North American)
Please refer to drawings for direction of lay
Available in 4 construction platforms (Metro, Di Moda, Signature, or Ovation) which vary in wood grade and lamella/wear layer thickness to meet desired price point)

Please reach out to Brandon @ Craft Floors to develop specification to meet project needs. brandon@craftfloor.com 604-619-2652

30 year warranty (finish), lifetime warranty (structure),
GREENGUARD gold/CARB II Compliant

T1 - WALL TILE (Kitchen Backsplash)



NAME: Studio Marble - 4" Pickets Bianco Macchiato
COLOUR/FINISH: Polished Marble
BRAND: Ames Tile
CODE: STBMP4
DIMENSIONS: (10.5"x 11" Sheet) 4" Picket Mosaic
QTY: Contractor to Perform Takeoff's
GROUT: Mapei #5077 Frost Grout
TILE EDGE: Bright White BW Schluter Edge as necessary (outside edge only)



T2 - WALL TILE (*Shower + Tub Walls*)

NAME: Zellige Neo
COLOUR/FINISH: Gesso
BRAND: Daltile
CODE: ZL11
DIMENSIONS: 3" x 12"
QTY: Contractor to Perform Takeoff's
PATTERN: Vertical stack lay as shown
GROUT: Mapei #5077 Frost Grout
TILE EDGE: Bright White BW Schluter Edge as necessary



T3 - FLOOR TILE (*Bathroom + Shower Floors*)

NAME: Terracreta
COLOUR/FINISH: 50/50 Mix of Plain Marna and Plain Argilla
BRAND: Ames Tile
CODE: TEMA8 + TEAR8
DIMENSIONS: 8" x 8"
QTY: Contractor to Perform Takeoff's
PATTERN: diamond checked lay as shown
GROUT: Mapei #5001 Alabaster Grout
TILE EDGE: Wall to wall install, shouldn't need tile edge

SHOWER + TUB DETAILS



SHOWER / TUB NICHES

NAME: Custom shower niche w/ quartz frame
COLOUR/FINISH: CT1 Quartz Frame, T2 tile back
DIMENSIONS: Niche total size approx. 13"W x 20"H w/ 1 shelf located approx 6" from top
QTY: Contractor to Perform Takeoff's
NOTES: No tile edge necessary (quartz frame and shelf)

SHOWER BASE + THRESHOLD



NAME: Custom Tiled Shower Base
COLOUR/FINISH: T3 finish
DIMENSIONS: Refer to drawings
QTY: Contractor to Perform Takeoff's
NOTES: Curb with CT1 Quartz Top

SHOWER DRAIN



NAME: Square drain - Floral - Schluter Kerdi Drain
COLOUR/FINISH: Brushed Nickel
CODE: KDIF4 GRK EBT D5 or KDIF4 GRK EBCG D5
DIMENSIONS: 4" square
QTY: Contractor to Perform Takeoff's
NOTES: Off set drain to be located under showerhead

Scheme - BALSAM

Spruce + Arrow Design Co.
250-814-3822
designs@spruceandarrow.ca
Unit 2, 616 3rd St. W. Revelstoke BC.

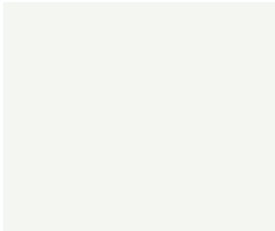


CLIENT: Northland Properties - Benchlands Condos
EMAIL: lmcintyre@revelstokemountainresort.com
DATE: 2025-01-08

Designer's Rep/Supplier: Kaitlin @ Expressive Interiors - paint@expressiveinteriors.ca


2 - WALL FINISHES

PT1 - WALL COLOUR



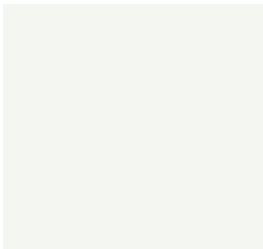
NAME: Regal or Ben Paint
COLOUR/FINISH: Oxford White - Eggshell Finish
BRAND: Benjamin Moore
CODE: CC-30

PT2 - DOOR, BASE + TRIM COLOUR



NAME: Regal or Ben Paint
COLOUR/FINISH: Oxford White - Satin/Pearl Finish
BRAND: Benjamin Moore
CODE: CC-30

PT3 - CEILING COLOUR



NAME: Waterborne Ceiling Paint
COLOUR/FINISH: Ceiling White 508 09, Ultra Flat Finish
BRAND: Benjamin Moore
CODE: CEIL-WH01




CLIENT: Northland Properties - Benchlands Condos

EMAIL: lmcintyre@revelstokemountainresort.com

DATE: 2025-01-08

3 - INTERIOR DETAILS

WINDOW TRIM



NAME: Primed MDF Casing
COLOUR/FINISH: Painted PT2
BRAND: Alexandria Mouldings
CODE: 90423
DIMENSIONS: 5/8" x 3" x 16'
QTY: Contractor to Perform Takeoff's
NOTES: Can be subbed with alternate brand equivalent if necessary
INSTALL: Mitered Corners

DOOR TRIM



NAME: Primed MDF Casing
COLOUR/FINISH: Painted PT2
BRAND: Alexandria Mouldings
CODE: 90423
DIMENSIONS: 5/8" x 3" x 16'
QTY: Contractor to Perform Takeoff's
NOTES: Can be subbed with alternate brand equivalent if necessary
INSTALL: Mitered Corners

BASEBOARD



NAME: Primed MDF Baseboard
COLOUR/FINISH: Painted PT2
BRAND: Alexandria Mouldings
CODE: 5128
DIMENSIONS: 1/2" x 5-1/4"
QTY: Contractor to Perform Takeoff's
NOTES: Can be subbed with alternate brand equivalent if necessary



INTERIOR DOORS

NAME: Lincoln Park 1 Panel
 COLOUR/FINISH: Solid Core, painted PT2
 BRAND: Masonite
 DIMENSIONS: Varies
 QTY: Contractor to Perform Takeoff's
 NOTES: Can be subbed with alternate brand equivalent if necessary



INTERIOR DOOR HANDLES

NAME: Select T-Bar Smooth Lever w/ Disk Rosette
 COLOUR/FINISH: Satin Nickel
 BRAND: Emtex
 CODE: 5209US15.TAUS15.SMUS15.LH, 5209US15.TAUS15.SMUS15.RH,
 C5209US15.TAUS15.SMUS15
 QTY: Contractor to Perform Takeoff's
 NOTES: Bedroom + Bathrooms - Privacy Style
 Closets - Passage or Dummy Style



DOOR HINGES

NAME: Residential Duty Steel, Plain Bearing Hinge
 COLOUR/FINISH: Satin Nickel
 BRAND: Contractor preferred
 DIMENSIONS: 3-1/2" x 3-1/2"
 QTY: Contractor to Perform Takeoff's
 NOTES: 1/4" radius corners



CLOSET DETAILS

NAME: Custom floating shelves w/ rods below
 SHELVES: Custom floating shelves
 MATERIAL: White oak veneer
 FINISH: Clear satin finish to match MW1
 SIZE: Approx. 2" thk. x 14" deep
 QTY: Contractor to preform takeoff
 RODS: Heavy duty hanging rod
 MATERIAL: Stainless steel
 SIZE: approx. 1-1/2" heavy-duty
 QTY: Contractor to Perform Takeoff's



M1 - MIRROR

NAME: MR802436S
 COLOUR/FINISH: Silver
 BRAND: Elegant Furniture & Lighting
 CODE: MR802436S
 DIMENSIONS: 24"W x 36"H
 QTY: Contractor to Perform Takeoff's (1 per bathroom)



CLIENT: Northland Properties - Benchlands Condos

EMAIL: lmcintyre@revelstokemountainresort.com

DATE: 2025-01-08

4 -MILLWORK



MW1 - CABINET DOOR/DRAWER *(Kitchen lowers, Island + tall cabinets)*

STYLE: 2-1/4" Painted Shaker
INSIDE PROFILE: Square
OUTSIDE PROFILE: Eased
COLOUR/FINISH: Revere Pewter HC-172 (Benjamin Moore)
BRAND: Custom



MW2 - CABINET DOORS *(Kitchen Uppers + Vanities)*

STYLE: 2-1/4" White Oak Shaker
INSIDE PROFILE: Square
OUTSIDE PROFILE: Eased
COLOUR/FINISH: Stained Rustic Taupe (Benjamin Moore Woodluxé)
BRAND: Custom
NOTES: Kitchen features include built-in style hood fan detail



MW3 - CUSTOM MILLWORK

STYLE: Stained Oak
INSIDE PROFILE: Square
OUTSIDE PROFILE: Eased
COLOUR/FINISH: Stained Rustic Taupe (Benjamin Moore Woodluxé)
BRAND: Custom
NOTES: Features include floating shelves etc.

5 -HARDWARE



HW1 - CABINET PULLS

NAME: Select Rectangular Smooth Cabinet Pull
COLOUR/FINISH: Satin Nickel
BRAND: Emtek
CODE: 84056.RECUS15.SMUS15
DIMENSIONS: 8"
QTY: Millworker to Perform Takeoff's



CLIENT: Northland Properties - Benchlands Condos

EMAIL lmcintyre@revelstokemountainresort.com

DATE: 2025-01-08

Designer's Rep/Supplier: Lise Paradis @ HanStone - lparadis@hanstone.ca

6 - COUNTERS

CT1 - QUARTZ COUNTERS



NAME: Engineered Quartz
COLOUR/FINISH: Whistler - Polished Finish
BRAND: HanStone Quartz
DIMENSIONS: 3cm THK.
NOTES: Square Edge
***Please supply any alternate product sample to designers for approval



CT1 - KITCHEN COUNTER WATERFALL *(Island or peninsula)*

NAME: Engineered Quartz
COLOUR/FINISH: Whistler - Polished Finish
BRAND: HanStone Quartz
DIMENSIONS: See drawings for details - 3cm thk.
NOTES: Square Edge
NOTES: Waterfall detail on both sides of island or on end of peninsula
***Please supply any alternate product sample to designers for approval



CT1 - QUARTZ BACKSPLASH *(Bathrooms)*

NAME: Engineered Quartz
COLOUR/FINISH: Whistler - Polished Finish
BRAND: HanStone Quartz
DIMENSIONS: 3cm THK. - approx. 6" height (to be confirmed w/ drawings)
NOTES: Square Edge
NOTES: backsplash to run along back wall of vanity only.
***Please supply any alternate product sample to designers for approval



CT1 - NICHE FRAMES *(Bathrooms)*

NAME: Engineered Quartz
COLOUR/FINISH: Whistler - Polished Finish
BRAND: HanStone Quartz
DIMENSIONS: 3cm THK.
NOTES: Square Edge
NOTES: ***Please supply any alternate product sample to designers for approval



CT1 - SHOWER THRESHOLDS *(Bathrooms)*

NAME: Engineered Quartz
COLOUR/FINISH: Whistler - Polished Finish
BRAND: HanStone Quartz
DIMENSIONS: 3cm THK.
NOTES: Square Edge
NOTES: ***Please supply any alternate product sample to designers for approval



CLIENT: Northland Properties - Benchlands Condos

EMAIL: lmcintyre@revelstokemountainresort.com

DATE: 2025-01-08

Designer's Rep/Supplier: Lauren Valhalla @ Splashes/Andrew Sheret Salmon Arm - lauren.valhalla@sheret.com

7 - PLUMBING



KITCHEN FAUCET

NAME: Odin Pull-Down Faucet with Square Spout
COLOUR/FINISH: Brilliance Stainless
BRAND: Brizo
CODE: 63065LF-SSLHP + HLK175-SS (handle)
DIMENSIONS: 14-5/8"H x 9"D x 3-1/8"W
QTY: Contractor to Perform Takeoff's



KITCHEN SINK

NAME: Precision U 2
COLOUR/FINISH: 18-gauge stainless steel
BRAND: Blanco
CODE: 400399
DIMENSIONS: 32"W x 18"D x 10"H
QTY: Contractor to Perform Takeoff's
NOTES: Undermount Install



VANITY SINK

NAME: Atherton Under Counter Lavatory
COLOUR/FINISH: Cotton White
BRAND: Toto
CODE: LT221#01
DIMENSIONS: 17"W x 13"D x 4"D
QTY: Contractor to Perform Takeoff's



BATHROOM FAUCET

NAME: Allaria Single-Handle Lavatory Faucet
COLOUR/FINISH: Brilliance Luxe Nickel
BRAND: Brizo
CODE: 65067LF-NK-ECO
QTY: Contractor to Perform Takeoff's

STANDARD SHOWER SYSTEM



NAME: Essential Shower Series -
1 Linear Round Slide Bar With Hose
2 Linear Round H2Okinetic Single Function Handshower
3 16" Linear Round Wall Mount Shower Arm And Flange
4 12" Linear Round Single-Function Raincan Shower Head
5 Levoir Pressure Balance Valve with Integrated 3-Function Diverter Trim

COLOUR/FINISH: Brilliance Luxe Nickel
BRAND: Brizo
CODE: 1 74792-NK (Linear Round Slide Bar w/ Hose)
2 RP73147NK (handshower)
3 RP71648NK (shower arm and flange)
4 81392-NK (rain shower head)
5 T75P598-NKLHP (trim) + HL75P75-BN (handles) + R75000 (rough)

QTY: Contractor to Perform Takeoff's
Valve mounted on a different wall than fixtures are located - see

NOTES: drawings for detail

STANDARD TUB/SHOWER SYSTEM



NAME: Essential Shower Series -
1 Linear Round Slide Bar With Hose
2 Linear Round H2Okinetic Single Function Handshower
3 16" Linear Round Wall Mount Shower Arm And Flange
4 12" Linear Round Single-Function Raincan Shower Head
5 Levoir TempAssure Thermostatic Valve With Integrated 6-Function Diverter Trim
6 Linear Round Diverter Tub Spout

COLOUR/FINISH: Brilliance Luxe Nickel
BRAND: Brizo
CODE: 1 74792-NK (Linear Round Slide Bar w/ Hose)
2 RP73147NK (handshower)
3 RP71648NK (shower arm and flange)
4 81392-NK (rain shower head)
5 T75698-NK (trim) + R75000 (rough)
6 RP81438NK (tub spout)

QTY: Contractor to Perform Takeoff's
Valve mounted on a different wall than fixtures are located - see

NOTES: drawings for detail



ALCOVE TUB

NAME: Rubix 6032 Alcove Tub with Double Tiling Flange
COLOUR/FINISH: White
BRAND: Maax
CODE: 6452328 (Sheret code)
DIMENSIONS: 60"W x 32"D
QTY: Contractor to Perform Takeoff's
NOTES: Contractor to determine if RH or LH drain is required.



CURTAIN ROD

NAME: Straight Shower Rod - Round Blacking
COLOUR/FINISH: Satin Finish
BRAND: Kartners
CODE: KSR-5SS/ KSR-6SS
DIMENSIONS: 60"
QTY: Contractor to Perform Takeoff's
NOTES: Reach out to Lauren @ Splashes for rod details.



SHOWER DOOR

NAME: Custom Frameless Shower Glass w/ Sliding Door
COLOUR/FINISH: Satin Nickel Hardware
DIMENSIONS: Approx. 60"W x 77"H
QTY: Contractor to Perform Takeoff's
NOTES: Fixed door located on showerhead side.



TOILET

NAME: Nexus Elongated ADA Toilet Bowl w/ Tornado Flush, Nexus 4.8L
Toilet Tank and Soft Close Elongated Toilet Seat + Lid
COLOUR/FINISH: White
BRAND: Toto
CODE: 1061220 (Sheret code) Toilet Tank
1061210 Toilet Bowl
1060845 Seat
QTY: Contractor to Perform Takeoff's
NOTES: Order w/ Brizo Levoir Flush Lever, Brilliance Luxe Nickel finish

BATHROOM HARDWARE/ACCESSORIES

TOWEL BAR



NAME: Alaria 24" Towel Bar
COLOUR/FINISH: Brilliance Luxe Nickel
BRAND: Brizo
CODE: 692467-NK
DIMENSIONS: 24" c to c
QTY: Contractor to Perform Takeoff's

HAND TOWEL HOOK



NAME: 8" Towel Bar
COLOUR/FINISH: Brilliance Luxe Nickel
BRAND: Brizo
CODE: 694767-NK
DIMENSIONS: 8" c to c
QTY: Contractor to Perform Takeoff's

ROBE HOOK



NAME: Robe Hook
COLOUR/FINISH: Brilliance Luxe Nickel
BRAND: Brizo
CODE: 693467-NK
QTY: Contractor to Perform Takeoff's (2 per bathroom - location as per drawing)

TISSUE HOLDER



NAME: Tissue Holder
COLOUR/FINISH: Brilliance Luxe Nickel
BRAND: Brizo
CODE: 695067-NK
QTY: Contractor to Perform Takeoff's



CLIENT: Northland Properties - Benchlands Condos

EMAIL: lmcintyre@revelstokemountainresort.com

DATE: 2025-01-08

Designer's Rep/Supplier: Trish Wright @ Robinson Lighting Kelowna - Trishw@robinsonlighting.com

8 - LIGHTING + ELECTRICAL

L1 - POTLIGHTS



NAME: Standard 4" pot light
COLOUR/FINISH: White trim/case
BRAND: contractor/electrician preferred
DIMENSIONS: 4" Diam.
QTY: Electrician to Perform Takeoff's
NOTES: *3000K Colour temperature



L2 - KITCHEN ISLAND/PENINSULA LIGHT *(Only on applicable plans)*

NAME: Westlake 11" Pendant
COLOUR/FINISH: Brushed Nickel/Glossy Opal Glass
BRAND: Kuzco
CODE: PD540411BNGO
DIMENSIONS: 11" Diam.
QTY: Contractor to Perform Takeoff's (2 per island or peninsula)

****No ceiling fixtures required in dining area *(Allows flexibility of dining table location)***

L3 - VANITY SCONCE



NAME: Abbott 15" wall/vanity light
COLOUR/FINISH: Polished Nickel/Alabaster
BRAND: Kuzco
CODE: WV327015PNAR
DIMENSIONS: 15" Ht
QTY: Contractor to Perform Takeoff's (1 per small vanity, 2 per large vanity)
NOTES: Install on each side of mirror

L4 - FLUSH-MOUNT *(Entry or where required)*



NAME: Aston 14" Flush Mount
COLOUR/FINISH: Clear
BRAND: Kuzco
CODE: FM48614-5CCT
DIMENSIONS: 14" Diam.
QTY: Contractor to Perform Takeoff's (As Required)



L5 - CEILING LIGHT *Bedrooms*

NAME: Selkirk
COLOUR/FINISH: Satin Nickel/Warm white shade/LED
BRAND: Maxilite
CODE: MXA2210S53R40 24W
DIMENSIONS: 16.5" Diam.
QTY: Contractor to Perform Takeoff's (1 per room)



L6- UNDER CABINET LIGHTING *Kitchen*

NAME: LED strip lighting
COLOUR/FINISH: LED light with frosted cover
DIMENSIONS: To run entire length of upper cabinets in kitchens
QTY: Contractor to Perform Takeoff's



CLIENT: Northland Properties - Benchlands Condos

EMAIL: lmcintyre@revelstokemountainresort.com

DATE: 2025-01-08

Designer's Rep/Supplier: Dimpy Sanghera @ City Furniture Revelstoke - cityfurniture Revelstoke@gmail.com

9 - APPLIANCES



RANGE *(Electric Option)*

NAME: 30-Inch 5-Element Electric Convection Front Control Range
COLOUR/FINISH: Stainless Steel
BRAND: KitchenAid
CODE: YKSEG700ESS
DIMENSIONS: 30"W x 36"H
QTY: Contractor to Perform Takeoff's



RANGE *(Induction Option)*

NAME: 30-Inch 4-Element Induction Slide-In Convection Range with Air Fry
COLOUR/FINISH: Stainless Steel
BRAND: KitchenAid
CODE: KSIS730PSS
DIMENSIONS: 30"W x 36"H
QTY: Contractor to Perform Takeoff's



FRIDGE

NAME: 22 cu.ft. 36-Inch Width Counter Depth French Door Refrigerator with Interior Dispense
COLOUR/FINISH: Stainless Steel
BRAND: KitchenAid
CODE: KRFC302ESS
DIMENSIONS: 72"H x 35-3/4"W x 30-1/4"D
QTY: Contractor to Perform Takeoff's

DISHWASHER



NAME: 44 dBA Dishwasher with 360° Max Jets™ Third Rack and LED Interior Lighting
COLOUR/FINISH: PrintShield Stainless
BRAND: KitchenAid
CODE: KDTM704KPS
DIMENSIONS: standard 24"W
QTY: Contractor to Perform Takeoff's

RECESSED HOOD FAN



NAME: Q2 30" Insert
COLOUR/FINISH: Stainless Steel
BRAND: Victory Range Hoods
DIMENSIONS: 29-1/8"W x 14-1/2"H x 15"D
QTY: Contractor to Perform Takeoff's
NOTE: Can customize CFM, venting size + venting direction

BUILT-IN MICROWAVE



NAME: 300 Series Built-in Microwave Oven 24"
COLOUR/FINISH: Stainless Steel
CODE: HMB30155UC
BRAND: Bosch
DIMENSIONS: 13 5/8" x 24 3/8" x 19 11/16"
QTY: Contractor to Perform Takeoff's

WASHER



NAME: 5.2 cu. Ft. Smart Front Load Energy Star Cert. Washer w/ FreshFlow Vent System
COLOUR/FINISH: Radiant Silver
BRAND: Whirlpool
CODE: WFW5720RR
DIMENSIONS: 31.56"D x 39"H x 27"W
QTY: Contractor to Perform Takeoff's

DRYER



NAME: 7.4 cu. Ft. Smart Front Load Energy Star Cert. Dryer w/ Wrinkle Shield Option
COLOUR/FINISH: Radiant Silver
BRAND: Whirlpool
CODE: YWED5720RR
DIMENSIONS: 31.56"D x 39"H x 27"W
QTY: Contractor to Perform Takeoff's



CLIENT: Northland Properties - Benchlands Condos

EMAIL: lmcintyre@revelstokemountainresort.com

DATE: 2025-01-08

10 - FIREPLACE

FIREPLACE *(Gas Option)*





NAME: LT1 Direct Vent Gas Fireplace
COLOUR/FINISH: Black
BRAND: Valor
CODE: 2500KN/KP
DIMENSIONS: 40" w x 17 1/2" h viewing area
QTY: Contractor to Perform Takeoff's
NOTES: Birch Logs (1505BLKV2) + Fluted Black Liner (2515FBL)
Install w/ 1" adjustable finishing trim

FIREPLACE *(Electric Option)*



NAME: Entice 42
COLOUR/FINISH: Black frame
BRAND: Napoleon
DIMENSIONS: 16.94-inches tall, 42-inches wide, and 5.4-inches deep
QTY: Contractor to Perform Takeoff's
NOTES: LED Lights, flames w/ ember bed + large crystal clear cubes

STONE



NAME: Limestone (Cultured Stone)
COLOUR/FINISH: Grand Banks
BRAND: Eldorado Stone
DIMENSIONS: 4"-20.375"H x 1.5"-12.5" L x .625"-2.25"Thk.
QTY: Contractor to Perform Takeoff's
GROUT: Off-White/Light Grey Grout Colour

MANTEL

NAME: Oak Veneer Mantel
COLOUR/FINISH: To Match MW1
DIMENSIONS: TBC with drawings. Approx. 5"H x 4"D
QTY: Contractor to Perform Takeoff's