

2026-03-16


IFC R1 - March 2026

Spruce + Arrow Design Co.  
250-814-3822  
designs@spruceandarrow.ca  
Unit 2, 616 3rd St. W. Revelstoke BC.



## BENCHLANDS TOWNHOMES - SELECTIONS PACKAGE

Colour Scheme 3 - SHALE (*Black/Neutral/Monochromatic/Bold*)  
This scheme is focused towards vacation rental use.



### R1 Updates

- T5 - Accent Tile
- Shower Base (with curb)
- Standard Closet Details - Material/Finish
- MW3 - Cabinet Material (Closet Units)
- MW4 - Shelves/Mantel
- CT1 - Quartz Threshold??
- CT2 - Butcher Block Counters (Pantry + Laundry)
- Shower Door = Slider w/ Return (Bathroom 5)
- Remove Washer/Dryer Pedestals
- Fireplace spec change
- Add Fireplace Mantel
- ALL Tile Layout/Pattern
- Add Schluter shelf spec for suite bathrooms
- Blind Spec

Scheme - SHALE

Spruce + Arrow Design Co.  
250-814-3822  
designs@spruceandarrow.ca  
Unit 2, 616 3rd St. W. Revelstoke BC.



SPRUCE + ARROW  
INTERIOR DESIGN STUDIO

MARKETING RENDERINGS



Kitchen Rendering



Living + Dining Rendering

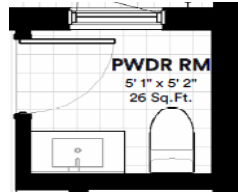


Bathroom Rendering

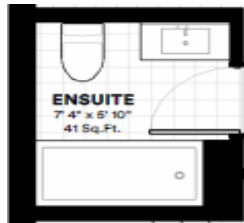


SPRUCE + ARROW  
INTERIOR DESIGN STUDIO

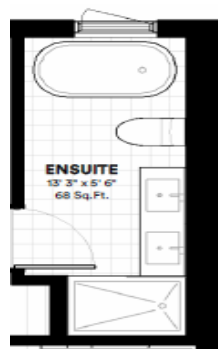
BATHROOM TYPE LEGEND



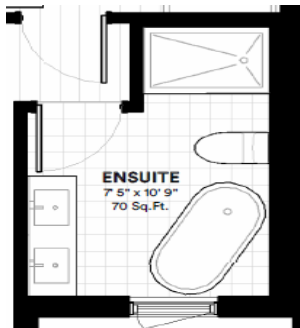
BATHROOM 1  
2-Piece Powder Bath



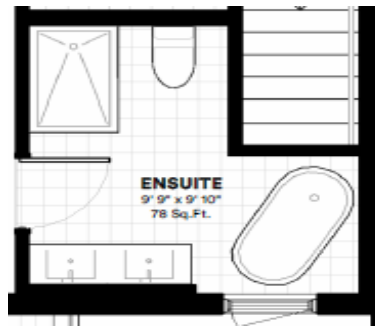
BATHROOM 2  
Standard 3-Piece Bath



BATHROOM 3  
5-Piece Primary Ensuite (center 20' wide units)



BATHROOM 4  
5-Piece Primary Ensuite (center 20' wide units)



BATHROOM 5  
5-Piece Primary Ensuite (end 24' wide units)



CLIENT: Northland Properties - Benchlands Townhomes

EMAIL: lmcintyre@revelstokemountainresort.com

DATE: 2026-03-16

For Budgeting Purposes Only

Designer's Rep/Supplier: Colby Russell @ Revelstoke United Floors - colby@revelstokeunitedfloors.ca

## 1 - FLOORING + TILE

### V1 - VINYL PLANK




NAME: Engineered Luxury Vinyl Plank  
COLOUR/FINISH: Expedition Collection - Marcona #6052  
BRAND: Beaulieu  
CODE: 6052  
DIMENSIONS: 8.858"W x 72.047"L x 0.335" (8.5mm) total thickness  
QTY: Contractor to Perform Takeoff's  
NOTES: Click together system, float installation, 0.55mm wear layer

Cork backing for greater temperature and high soundproof rating


Selected as highly preferred by installers for quality + ease of installation

### T1 - WALL TILE (*Kitchen Backsplash*)



NAME: Zellige Neo  
COLOUR/FINISH: Gesso  
BRAND: Daltile  
CODE: ZL11  
DIMENSIONS: 4x4 Tile (3-3/4" x 3-3/4" x 5/16"thk).  
QTY: Contractor to Perform Takeoff's  
PATTERN: Lay as per ID Drawings  
GROUT: Mapei #5077 Frost Grout (as tight grout lines as possible)  
TILE EDGE: Bright White BW Schluter Edge as necessary

### T2 - ACCENT WALL TILE (*Powder bath 1 - wall behind vanity + toilet*)



NAME: Puzzle Porcelain Tile  
COLOUR/FINISH: Mex Anglesey Matte  
BRAND: Stone Tile  
CODE: PPUZ-XPAN-MCL-02500250-MATT-014-00  
DIMENSIONS: 8" x 8" x 1/4" thk.  
QTY: Contractor to Perform Takeoff's  
PATTERN: Random stacked lay as shown, alternating direction of patterns  
GROUT: Mapei #5077 Frost Grout (as tight grout lines as possible)  
TILE EDGE: No tile edge necessary - wall to wall install

**T3 - FLOOR + WALL TILE** *(All bathroom floors, shower floors, and Bath 2, 3 + 4 bath/shower walls)*

---



**NAME:** Masterplan Porcelain Tile  
**COLOUR/FINISH:** Block, Cinder - Matte finish  
**BRAND:** Stone Tile  
**CODE:** PMAS-CINB-GRM-06000600-MATT-009-00  
**DIMENSIONS:** 60x60x0.9cm (24" x 24")  
**QTY:** Contractor to Perform Takeoff's  
**PATTERN:** Lay as per ID Drawings  
**GROUT:** Mapei #5103 Cobblestone grout, as tight grout lines as possible  
**TILE EDGE:** Brushed Nickel Schluter Edge as necessary

**T4 - ACCENT WALL TILE** *(Bathroom 2, 3 + 4 - Feature tub/shower wall tile on long wall /back wall only. Primary bathroom 5 shower walls (both walls))*


---



**NAME:** Cocoon Porcelain Tile  
**COLOUR/FINISH:** Glee, Matte finish  
**BRAND:** Ames Tile & Stone  
**CODE:** CCGL848  
**DIMENSIONS:** 8" x 48"  
**QTY:** Contractor to Perform Takeoff's  
**PATTERN:** Lay as per ID Drawings  
**GROUT:** Mapei #5103 Cobblestone grout, as tight grout lines as possible  
**TILE EDGE:** Brushed Nickel Schluter Edge as necessary

**T5 - ACCENT TILE** *(Shower/tub back of niche, shower floors)*

---




**NAME:** Cliff Porcelain Tile  
**COLOUR/FINISH:** Nero, Matte  
**BRAND:** Ceratec  
**CODE:** SBWCLIF0103HEMANERO0  
**DIMENSIONS:** 1" x 3"  
**QTY:** Contractor to Perform Takeoff's  
**PATTERN:** As shown (mosaic)  
**GROUT:** Iron #5107  
**TILE EDGE:** N/A

**SHOWER + TUB DETAILS**



**SHOWER / TUB NICHES**

**NAME:** Custom shower niche w/ quartz frame  
**COLOUR/FINISH:** CT1 Quartz Frame, T4 tile in back wall of niche  
**DIMENSIONS:** Niche Approx. 14"H x 24"W X 4-6"D, 3cm thk quartz  
**QTY:** Contractor to Perform Takeoff's  
**NOTES:** See drawings for locations and details



**SHOWER BASE with curb**

---

**NAME:** Shower base with curb  
**COLOUR/FINISH:** T3 Tile (Exterior), T5 Tile (Interior) - CT1 Quartz Threshold Cap  
**QTY:** Contractor to Perform Takeoff's

SHOWER BASE



NAME: Custom Shower Base  
COLOUR/FINISH: T5 finish  
DIMENSIONS: Refer to drawings (approx. 3"H x 4"D curb)  
QTY: Contractor to Perform Takeoff's  
NOTES: Brushed Nickel Schluter Edge as necessary

SHOWER DRAIN




NAME: Square drain - Floral - Schluter Kerdi Drain  
COLOUR/FINISH: Matte Black  
CODE: KDIF4 GRK MGS D5  
DIMENSIONS: 4" square  
QTY: Contractor to Perform Takeoff's  
NOTES: Off set drain to be located under showerhead

CUSTOM SHOWER DETAILS (Primary Bathroom-4)




SHOWER NICHE

NAME: Custom shower niche w/ quartz frame  
COLOUR/FINISH: CT1 Quartz Frame  
DIMENSIONS: Niche Approx. 14"H x 24"W X 4-6"D, 3cm thk quartz  
QTY: Contractor to Perform Takeoff's  
NOTES: See drawings for locations and details



SHOWER OPENING + CURB

NAME: Standard framed shower opening with curb  
COLOUR/FINISH: T3 on opening of doorway return, CT1 on curb threshold  
DIMENSIONS: approx 26"-30" wide opening  
QTY: Contractor to Perform Takeoff's  
TILE EDGE: Brushed Nickel Schluter Edge



SHOWER DRAIN

NAME: Linear drain - Square - Schluter Kerdi Drain  
COLOUR/FINISH: Matte Black  
DIMENSIONS: approx. 2"W x entire length of shower  
QTY: Contractor to Perform Takeoff's  
NOTES: To be located against wall under shower controls



CLIENT: Northland Properties - Benchlands Townhomes


EMAIL: lmcintyre@revelstokemountainresort.com

DATE: 2026-03-16

Designer's Rep/Supplier: Kaitlin @ Expressive Interiors - paint@expressiveinteriors.ca

## 2 - WALL FINISHES


---



### PT1 - WALL COLOUR

---


NAME: Regal or Ben Paint  
COLOUR/FINISH: White Dove - Eggshell Finish  
BRAND: Benjamin Moore  
CODE: OC-17



### PT2 - BASE + TRIM COLOUR

---

NAME: Regal or Ben Paint  
COLOUR/FINISH: White Dove - Satin/Pearl Finish  
BRAND: Benjamin Moore  
CODE: OC-17



### PT3 - CEILING COLOUR

---

NAME: Waterborne Ceiling Paint  
COLOUR/FINISH: Ceiling White 508 09, Ultra Flat Finish  
BRAND: Benjamin Moore  
CODE: CEIL-WH01



### PT4 - INTERIOR DOOR COLOUR

---

NAME: Scuff-X  
COLOUR/FINISH: Wrought Iron - Matte Finish  
BRAND: Benjamin Moore  
CODE: 2124-10




CLIENT: Northland Properties - Benchlands Townhomes

EMAIL: lmcintyre@revelstokemountainresort.com

DATE: 2026-03-16


### 3 - INTERIOR DETAILS

#### WINDOW TRIM



NAME: Primed MDF Casing  
COLOUR/FINISH: Painted PT2  
BRAND: Alexandria Mouldings  
CODE: 90423  
DIMENSIONS: 5/8" x 3" x 16'  
QTY: Contractor to Perform Takeoff's  
NOTES: Can be subbed with alternate brand equivalent if necessary  
INSTALL: Mitered Corners

#### DOOR TRIM



NAME: Primed MDF Casing  
COLOUR/FINISH: Painted PT2  
BRAND: Alexandria Mouldings  
CODE: 90423  
DIMENSIONS: 5/8" x 3" x 16'  
QTY: Contractor to Perform Takeoff's  
NOTES: Can be subbed with alternate brand equivalent if necessary  
INSTALL: Mitered Corners

#### BASEBOARD



NAME: Primed MDF Baseboard  
COLOUR/FINISH: Painted PT2  
BRAND: Alexandria Mouldings  
CODE: 5128  
DIMENSIONS: 1/2" x 5-1/4"  
QTY: Contractor to Perform Takeoff's  
NOTES: Can be subbed with alternate brand equivalent if necessary



### INTERIOR DOORS

---


NAME: Berkley 7-Panel Horizontal Solid Core Door  
 COLOUR/FINISH: Solid Core, painted PT4  
 BRAND: Masonite  
 DIMENSIONS: Varies  
 QTY: Contractor to Perform Takeoff's  
 NOTES: Can be subbed with alternate brand equivalent if necessary



### INTERIOR DOOR HANDLES

---

NAME: Select T-Bar Smooth Lever w/ Disk Rosette  
 COLOUR/FINISH: Flat Black  
 BRAND: Emtek  
 CODE: 5209US19.TAUS19.SMUS19.LH, 5209US19.TAUS19.SMUS19.RH, C5209US19.TAUS19.SMUS19  
 QTY: Contractor to Perform Takeoff's  
 NOTES: Bedroom + Bathrooms - Privacy Style  
 Closets - Passage or Dummy Style



### POCKET DOOR HANDLES

---

NAME: Round Pocket Door Tubular Lock  
 COLOUR/FINISH: Flat Black  
 BRAND: Emtek  
 CODE: 2145US19  
 DIMENSIONS: 2-3/8" round  
 QTY: Contractor to Perform Takeoff's  
 NOTES: Privacy Function



### BYPASS SLIDING DOOR HANDLES

---

NAME: Round Flush Pull  
 COLOUR/FINISH: Flat Black  
 BRAND: Emtek  
 CODE: 221119  
 DIMENSIONS: 1-1/2" diam  
 QTY: Contractor to Perform Takeoff's  
 NOTES:



### DOOR HINGES

---

NAME: Residential Duty Steel, Plain Bearing Hinge  
 COLOUR/FINISH: Flat Black  
 BRAND: Contractor preferred  
 DIMENSIONS: 3-1/2" x 3-1/2"  
 QTY: Contractor to Perform Takeoff's  
 NOTES: 1/4" radius corners



STANDARD CLOSET DETAILS

---

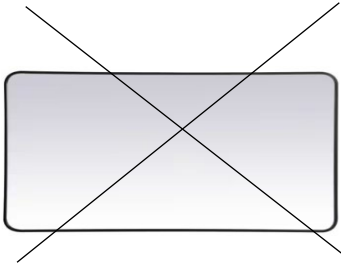
NAME: Custom floating shelves w/ rods below  
SHELVES: Custom floating shelves  
MATERIAL: **White oak veneer**  
FINISH: **Clear Satin Finish**  
SIZE: Approx. 2"H x 14"D  
RODS: Heavy duty hanging rod  
MATERIAL: Black  
SIZE: approx. 1-1/2" heavy-duty  
QTY: Contractor to Perform Takeoff's



M1 - MIRROR (*Bathrooms 1 + 2*)

---


NAME: MR802436BK  
COLOUR/FINISH: Black  
BRAND: Elegant Furniture & Lighting  
CODE: MR802436BK  
DIMENSIONS: 24"W x 36"H  
QTY: Contractor to Perform Takeoff's (1 Per Bathroom)



~~M2 - MIRROR (*Bathroom 3*)~~

---


~~NAME: MR803060BK  
COLOUR/FINISH: Black  
BRAND: Elegant Furniture & Lighting  
CODE: MR803060BK  
DIMENSIONS: 60"W x 30"H  
QTY: Contractor to Perform Takeoff's (1 Per Bathroom)~~



M2 - MIRROR (*Bathroom 3, 4 + 5*)

---

NAME: MR1B4230BLK  
COLOUR/FINISH: Black  
BRAND: Elegant Furniture & Lighting  
CODE: MR1B4230BLK  
DIMENSIONS: 42"W X 30"H  
QTY: Contractor to Perform Takeoff's (1 Per Bathroom)



### STAIR DETAILS

---

TREAD: V1 Closed Vinyl Plank tread installed seamlessly with main flooring

NOSING: V1 Custom made flush vinyl plank nosing made by flooring supplier

RISER: V1 Vinyl Plank riser

STRINGER: If stringer is required, paint PT2 to match baseboard.

NOTES:

### HANDRAIL DETAILS

---


HANDRAIL: Standard square wood handrail with eased edges.

FINISH: Clear finish to match MW1

BRACKET: Square Fixed Handrail Bracket - Satin Black #PBRC312SQB

### WINDOW COVERINGS - BLINDS

---



NAME: Manual Rolls - Black Out + 1% Screen

COLOUR/FINISH: Blackout - Vail Grey RB19 01  
1% Screen - Nordic Screen Plus White/Grey RS23 06

BRAND: Alta

DIMENSIONS: Varies

QTY: Supplier to preform takeoff

NOTES: Roller style - manual lift (no cords)  
Inside Mount, Cassette w/ Matching Fabric  
Light Filtering in Living Spaces, Blackout in Bedrooms  
*Limited fabric options due to size restrictions*

### WINDOW COVERINGS - OPTIONAL UPGRADE AVAILABLE

---

NAME: Motorized cell or roll option with battery pack

COLOUR/FINISH: Blackout -  
Light filtering -

BRAND: Alta

DIMENSIONS: Varies


QTY: Supplier to preform takeoff

NOTES: *More colour options available*  
Inquire through supplier



CLIENT: Northland Properties - Benchlands Townhomes  
EMAIL: lmcintyre@revelstokemountainresort.com  
DATE: 2026-03-16

#### 4 -MILLWORK



##### MW1 - CABINET DOOR/DRAWER *(All cabinetry)*

STYLE: Slab style textured melamine  
INSIDE PROFILE: N/A  
OUTSIDE PROFILE: Square  
COLOUR/FINISH: HPL 888 Nova Black, Riviera Oak  
BRAND: Uniboard Panels  
NOTES: Vertical Grain  
\*\*\*supply any alternate product sample to designers for approval

Feature millwork areas to include mudroom, laundry, office, dining nook and closets.




##### MW2 - ISLAND BACK DETAIL

STYLE: Fluted island back detail, stained white oak  
COLOUR/FINISH: White Oak, stained black to match melamine  
BRAND: Custom  
DIMENSIONS: approx. 1" flutes  
NOTES: \*\*\*supply any alternate product sample to designers for approval

##### MW3 - CABINET MATERIAL *(Closet Units)*



STYLE: Slab Style, TFL Panels  
OUTSIDE PROFILE: Square  
COLOUR: Millworker's standard white, TFL panels for cost savings  
FINISH:  
NOTES: \*\*\*Please supply any alternate product sample to designers for approval



##### MW4 - SHELVES/MANTEL

STYLE: Wood Shelves + Mantel  
OUTSIDE PROFILE: Square  
COLOUR: White oak  
FINISH: Clear Finish  
NOTES: See Drawings for Details

## 5 -HARDWARE

---

### HW1 - CABINET PULLS (*Drawers + Doors*)

---



NAME: Modern Metal Pull - 873  
COLOUR/FINISH: Matte Black  
BRAND: Richelieu  
CODE: BP873192900  
DIMENSIONS: 7-15/16" overall  
QTY: Millworker to Perform Takeoff's

### HW3 - APPLIANCE PULL (*Fridge Doors/Drawer + Dishwasher*)

---



NAME: Appliance Pull - Modern Metal Pull - 873  
COLOUR/FINISH: Matte Black  
BRAND: Richelieu  
CODE: BP873457900  
DIMENSIONS: 18"  
QTY: Millworker to Perform Takeoff's (4 per unit)



CLIENT: Northland Properties - Benchlands Townhomes  
EMAIL: lmcintyre@revelstokemountainresort.com  
DATE: 2026-03-16

Designer's Rep/Supplier: Lise Paradis @ HanStone - lparadis@hanstone.ca

## 6 - COUNTERS

### CT1 - QUARTZ COUNTERS



NAME: Engineered Quartz  
COLOUR/FINISH: Awaken - Polished Finish  
BRAND: HanStone Quartz  
DIMENSIONS: 3cm THK.  
NOTES: Square Edge  
\*\*\*Please supply any alternate product sample to designers for approval



### CT1 - MATCHING QUARTZ (*Kitchen Backsplash*)

NAME: Engineered Quartz  
COLOUR/FINISH: Awaken - Polished Finish  
BRAND: HanStone Quartz  
DIMENSIONS: 3cm THK. - approx. 10" height (to be confirmed w/ drawings)  
NOTES: Square Edge  
NOTES: Quartz to have small, 1.5"D cap on top for tile to sit on. (same detail as image)  
\*\*\*Please supply any alternate product sample to designers for approval  
Detail in main house only, not suite



### CT1 - KITCHEN COUNTER WATERFALL (*Island*)

NAME: Engineered Quartz  
COLOUR/FINISH: Awaken - Polished Finish  
BRAND: HanStone Quartz  
DIMENSIONS: See drawings for details - 3cm thk.  
NOTES: Square Edge  
NOTES: Waterfall detail on both sides of island  
\*\*\*Please supply any alternate product sample to designers for approval

### POWDER BATH BACKSPLASH (*Bath 1*)

---

NOTES: No backsplash in powder baths - T2 feature wall tile behind



### CT1 - 4" MATCHING QUARTZ BACKSPLASH (*Bath 2 only*)

---


NAME: Engineered Quartz  
COLOUR/FINISH: Awaken - Polished Finish  
BRAND: HanStone Quartz  
DIMENSIONS: 3cm THK. - 4" height  
NOTES: Square Edge  
NOTES: Backsplash to run along back wall of vanity only.  
\*\*\*Please supply any alternate product sample to designers for approval



### CT1 - 8" MATCHING QUARTZ BACKSPLASH (*Bath 3, 4 + 5*)

---

NAME: Engineered Quartz  
COLOUR/FINISH: Awaken - Polished Finish  
BRAND: HanStone Quartz  
DIMENSIONS: 3cm THK. - 8" height  
NOTES: Square Edge  
NOTES: Backsplash to run along back wall of vanity only.  
\*\*\*Please supply any alternate product sample to designers for approval



### CT1 - SHOWER THRESHOLD (*Primary Bath 4*)

---

NAME: Engineered Quartz  
COLOUR/FINISH: Awaken - Polished Finish  
BRAND: HanStone Quartz  
DIMENSIONS: 3cm THK.  
NOTES: Square Edge



### CT1 - QUARTZ NICHE FRAMES (*Bathroom 2, 3, 4 + 5*)

---

NAME: Engineered Quartz  
COLOUR/FINISH: Awaken - Polished Finish  
BRAND: HanStone Quartz  
DIMENSIONS: 3cm THK.  
NOTES: Square Edge



### CT2- BUTCHER BLOCK COUNTERS (*Pantry + Laundry*)

---

NAME: Butcher Block counters  
COLOUR/FINISH: Solid maple, clear polyurethane finish  
BRAND: Custom by millworker  
DIMENSIONS: 1-1/2" thk, approx. 3" wide laminations  
NOTES: Square Edge



CLIENT: Northland Properties - Benchlands Townhomes

EMAIL: lmcintyre@revelstokemountainresort.com

DATE: 2026-03-16

Designer's Rep/Supplier: Lauren Valhalla @ Splashes/Andrew Sheret Salmon Arm - lauren.valhalla@sheret.com

## 7 - PLUMBING



### KITCHEN FAUCET

NAME: Odin Pull-Down Faucet with Square Spout  
COLOUR/FINISH: Matte Black  
BRAND: Brizo  
CODE: 63065LF-BLLHP + HLK175-BL (handle)  
DIMENSIONS: 14-5/8"H x 9"D x 3-1/8"W  
QTY: Contractor to Perform Takeoff's



### KITCHEN SINK

NAME: Precision U 2  
COLOUR/FINISH: 18-gauge stainless steel  
BRAND: Blanco  
CODE: 400399  
DIMENSIONS: 32"W x 18"D x 10"H  
QTY: Contractor to Perform Takeoff's  
NOTES: Undermount Install



### KITCHEN SINK *(Suite Only if required)*

NAME: Precision U 1  
COLOUR/FINISH: Stainless Steel  
BRAND: Blanco  
CODE: 400397  
DIMENSIONS: 19"W x 18"D  
QTY: Contractor to Perform Takeoff's



### VANITY SINK *(All bathrooms)*

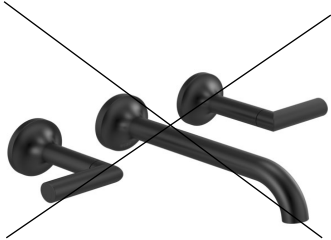
NAME: Atherton Under Counter Lavatory  
COLOUR/FINISH: Cotton White - Black Drain  
BRAND: Toto  
CODE: LT221#01  
DIMENSIONS: 17"W x 13"D x 4"D  
QTY: Contractor to Perform Takeoff's

BATHROOM FAUCET (Bathroom 1 + 2)



NAME: Jason Wu for Brizo Single-Handle Lavatory Faucet  
COLOUR/FINISH: Matte Black  
BRAND: Brizo  
CODE: 65175LF-BL  
QTY: Contractor to Perform Takeoff's

BATHROOM FAUCET (Primary bathroom 4)



NAME: ~~Jason Wu for Brizo Two-Handle Wall Mount Lavatory Faucet~~  
COLOUR/FINISH: ~~Matte Black~~  
BRAND: ~~Brizo~~  
CODE: ~~T65875LF-BLLHP + HL5875-BL (lever handles) + R65800 (two-handle lavatory rough)~~  
DIMENSIONS: ~~7-9/16"H x 5-1/5"D x 3-1/4"W~~  
QTY: ~~Contractor to Perform Takeoff's (2 per bathroom)~~

BATHROOM FAUCET (Primary Bathroom 3, 4 + 5)



NAME: Jason Wu for Brizo Widespread Lavatory Faucet  
COLOUR/FINISH: Matte Black  
BRAND: Brizo  
CODE: 65375LF-BLLHP-ECO (faucet less handles) + HL5373-BL (low lever handles)  
QTY: Contractor to Perform Takeoff's (2 per bathroom)

STANDARD SHOWER SYSTEM (In all locations with showers - Bath 2, 3 + 4)



NAME: Essential Shower Series -  
1 Linear Round Slide Bar With Hose  
2 Linear Round H2Okinetic Single Function Handshower  
3 16" Linear Round Wall Mount Shower Arm And Flange  
4 12" Linear Round Single-Function Raincan Shower Head  
5 Jason Wu for Brizo Pressure Balance Valve with Integrated 3-Function Diverter Trim

COLOUR/FINISH: Matte Black  
BRAND: Brizo  
CODE: 1 74792-BL (Linear Round Slide Bar w/ Hose)  
2 RP73147BL (handshower)  
3 RP71648BL (shower arm and flange)  
4 81392-BL (rain shower head)  
5 T75P575-BLLHP (trim) + HL75P75-BL (handles) + R75000 (rough)  
QTY: Contractor to Perform Takeoff's

NOTES: Valve mounted on a different wall than fixtures are located - see drawings for detail



**STANDARD TUB/SHOWER SYSTEM** (*In Bath 2 with tub/shower combo units/alcove tubs*)

---

**NAME:** Essential Shower Series -  
 1 Linear Round Slide Bar With Hose  
 2 Linear Round H2Okinetic Single Function Handshower  
 3 16" Linear Round Wall Mount Shower Arm And Flange  
 4 12" Linear Round Single-Function Raincan Shower Head  
 5 Jason Wu for Brizo TempAssure Thermostatic Valve with Integrated 6-Function Diverter Trim  
 6 Linear Round Diverter Tub Spout

**COLOUR/FINISH:** Matte Black

**BRAND:** Brizo

**CODE:** 1 74792-BL (Linear Round Slide Bar w/ Hose)  
 2 RP73147BL (handshower)  
 3 RP71648BL (shower arm and flange)  
 4 81392-BL (rain shower head)  
 5 T75675-BL (trim) + R75000 (rough)  
 6 RP81438BL (tub spout)

**QTY:** Contractor to Perform Takeoff's

**NOTES:** Valve mounted on a different wall than fixtures are located - see drawings for detail

**ROMAN TUB SPOUT** (*Bathroom 3 + 4*)

---



**NAME:** Jason Wu for Brizo Roman Tub Faucet with Handshower

**COLOUR/FINISH:** Matte Black

**BRAND:** Brizo

**CODE:** T67475-BLLHP (filler) + HL675-BL (handles) + R64707 (rough)

**QTY:** Contractor to Perform Takeoff's

**NOTES:**

**FREESTANDING TUB** (*Bathroom 3 + 4*)

---



**NAME:** ~~Glace Flash Freestanding Tub w/ White Drain (For deck-mount/roman tub filler)~~

**COLOUR/FINISH:** ~~White High-Gloss Acrylic~~

**BRAND:** ~~Look Bath~~

**CODE:** ~~4028205 (Sheret code)~~

**DIMENSIONS:** ~~67" x 31.5" x 22-4/5"~~

**QTY:** ~~Contractor to Perform Takeoff's~~

**NOTES:** ~~Offset center drain~~

**FREESTANDING TUB** (*Bathroom 3, 4 + 5*)

---



**NAME:** Eldora 5832 AcrylX Freestanding Center Drain Bathtub

**COLOUR/FINISH:** White

**BRAND:** Maax

**CODE:** 106992-000-002-100

**DIMENSIONS:** 58"L x 32"W x 23"H

**QTY:** Contractor to Perform Takeoff's

**NOTES:** Offset Center Drain. 1 Tub - 2 Pieces



ALCOVE TUB (Bathroom 2 where tub is noted)

NAME: Rubix 6032 Alcove Tub with Double Tiling Flange  
COLOUR/FINISH: White  
BRAND: Maax  
CODE: 6452328 (Sheret code)  
DIMENSIONS: 60"W x 32"D  
QTY: Contractor to Perform Takeoff's  
NOTES: Contractor to determine if RH or LH drain is required.



CURTAIN ROD (Bathroom 2 where tub is noted)

NAME: Straight Shower Rod - Round Blacking  
COLOUR/FINISH: Matte Black (48)  
BRAND: Kartners  
CODE: KSR-5SS/ KSR-6SS  
QTY: Contractor to Perform Takeoff's  
NOTES: Reach out to Lauren @ Splashes for rod details.



SHOWER DOOR - SLIDING (Bathroom 2, 3 + 4)

NAME: Custom Frameless Shower Glass w/ Sliding Door  
COLOUR/FINISH: Matte Black Hardware  
DIMENSIONS: as per ID drawings  
QTY: Contractor to Perform Takeoff's  
NOTES: Fixed door located on showerhead side.

SHOWER DOOR - SLIDER w/ RETURN (Bathroom 5)

NAME: Custom Frameless Shower Glass w/ Swing Door  
COLOUR/FINISH: Brushed Brass Hardware  
DIMENSIONS: as per ID drawings  
QTY: Contractor to Perform Takeoff's  
NOTES: Fixed panel located on shower head side & return, door location closest to glass return



SHOWER DOOR - SWING w/ RETURN (Bathroom 5)

NAME: Custom Frameless Shower Glass w/ Swing Door  
COLOUR/FINISH: Matte Black Hardware  
DIMENSIONS: Approx. 48"W X 36" x 77"H  
QTY: Contractor to Perform Takeoff's  
NOTES: Fixed panel located on shower head side & return, door location closest to glass return



~~SHOWER SHIELD OPTION 2 (Bathroom 3)~~

---

~~NAME: Custom Frameless Fixed Panel Shower Glass  
COLOUR/FINISH: Black Hardware  
DIMENSIONS: Approx. 36" W x 77" H (prefer floor to ceiling)  
QTY: Contractor to Perform Takeoff's  
NOTES: Fixed panel located on showerhead side.~~



~~OPTIONAL SHOWER DOOR (Bathroom 4)~~

---

~~NAME: Custom Shower Glass, Frameless Swing Door  
COLOUR/FINISH: Black Hardware  
DIMENSIONS: Approx. 26" - 30" wide x 72" ht  
QTY: Contractor to Perform Takeoff's  
NOTES: See drawings to confirm hinge side~~

**TOILET**

---



NAME: Nexus Elongated ADA Toilet Bowl w/ Tornado Flush, Nexus 4.8L Toilet Tank and Soft Close Elongated Toilet Seat + Lid  
COLOUR/FINISH: White  
BRAND: Toto  
CODE: 1061220 (Sheret code) Toilet Tank  
1061210 Toilet Bowl  
1060845 Seat  
QTY: Contractor to Perform Takeoff's  
NOTES: Order w/ Nexus Trip Lever Mt, Blk. #THU750#MBL

**BATHROOM HARDWARE / ACCESSORIES**

---

**TOWEL BAR**

---



NAME: Jason Wu for Brizo 24" Towel Bar  
COLOUR/FINISH: Matte Black  
BRAND: Brizo  
CODE: 692475-BL  
DIMENSIONS: 24" c to c  
QTY: Contractor to Perform Takeoff's

**HAND TOWEL HOOK**

---



NAME: Litze 8" Towel Bar  
COLOUR/FINISH: Matte Black / Brilliance Luxe Steel  
BRAND: Brizo  
CODE: 694735-BLSL  
DIMENSIONS: 8" c to c  
QTY: Contractor to Perform Takeoff's



### TOWEL HOOK

---


NAME: Jason Wu for Brizo Single Robe Hook  
COLOUR/FINISH: Matte Black  
BRAND: Brizo  
CODE: 693575-BL  
QTY: Contractor to Perform Takeoff's



### TISSUE HOLDER

---

NAME: Litze Tissue Holder  
COLOUR/FINISH: Matte Black  
BRAND: Brizo  
CODE: 695035-BL  
QTY: Contractor to Perform Takeoff's



### SUITE SHELF

---

NAME: Schluter Shelf -W  
COLOUR/FINISH: Matte Black  
BRAND: Schluter  
CODE: SWS1 D10 MGS  
DIMENSIONS: 12"W x 4-1/2"D  
QTY: Contractor to Perform Takeoff's  
NOTES: In suite bathrooms only - see drawings for locations + details



CLIENT: Northland Properties - Benchlands Townhomes  
EMAIL: lmcintyre@revelstokemountainresort.com  
DATE: 2026-03-16

## 8 - LIGHTING + ELECTRICAL

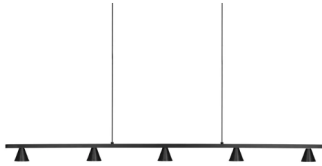
Designer's Rep/Supplier: Trish Wright @ Robinson Lighting Kelowna - Trishw@robinsonlighting.com

### L1 - POTLIGHTS



NAME: Standard 4" pot light  
COLOUR/FINISH: White trim/case  
BRAND: contractor/electrician preferred  
DIMENSIONS: 4" Diam.  
QTY: Electrician to Perform Takeoff's  
NOTES: \*3000K Colour temperature

### L2 - KITCHEN ISLAND/PENINSULA LIGHT



NAME: Dune 47" Linear Pendant  
COLOUR/FINISH: Black  
BRAND: Kuzco  
CODE: LP19947-BK-UNV  
DIMENSIONS: 47-1/2 L x 2-1/4 W x 3-1/8 H  
QTY: Contractor to Perform Takeoff's

### L3 - DINING ROOM PENDANT



NAME: Novo Chandelier  
COLOUR/FINISH: Black with Opal Glass  
BRAND: Matteo  
CODE: C81743BKOP  
DIMENSIONS: 33 3/4"L x 30 3/8"W x 9 5/8"H  
QTY: Contractor to Perform Takeoff's

### L4 - VANITY SCONCE (*Powder Bath 1 - located above toilet*)



NAME: DANOISE 9" WALL/CEILING LIGHT  
COLOUR/FINISH: Matt Black  
BRAND: Luminaire Authentik  
CODE: DANOISE-0906-LA40-BKM  
DIMENSIONS: 9"  
QTY: Contractor to Perform Takeoff's

L5 - VANITY SCONCE (Bathroom 2)



NAME: Pearlesque  
COLOUR/FINISH: Matte Black  
BRAND: Matteo  
CODE: S05103MBOP  
DIMENSIONS: 24"W x 6 3/8"H x 4"E  
QTY: Contractor to Perform Takeoff's

L6 - VANITY SCONCE (Bathroom 3, 4 + 5)



NAME: Pearlesque  
COLOUR/FINISH: Matte Black  
BRAND: Matteo  
CODE: S05105MBOP  
DIMENSIONS: 37 7/8"W x 6 3/8"H x 4"E  
QTY: Contractor to Perform Takeoff's (1 per ensuite)

L7 - CEILING LIGHT (Bedrooms)



NAME: Novo Semi-Flush Mount  
COLOUR/FINISH: Black/ Opal Glass  
BRAND: Matteo  
CODE: X81743BKOP  
DIMENSIONS: 14 1/2" Diam  
QTY: Contractor to Perform Takeoff's

L8 - STANDARD FLUSH-MOUNT (As required)




NAME: Salem 14" Flush Mount  
COLOUR/FINISH: Black/Clear Glass  
BRAND: Kuzco  
CODE: FM570314MBCL  
DIMENSIONS: 14" Diam.  
QTY: Contractor to Perform Takeoff's  
NOTE: As needed in closets, family room, entry, pantry etc. don't have pot lights

L9 - ACCENT SCONCES (As required)



NAME: Betty 6" Wall Sconce  
COLOUR/FINISH: Matte Black/Opal Glass  
BRAND: Kuzco/Alora mood  
CODE: WV473706MBOP  
DIMENSIONS: 6-3/8 W x 13-1/4 H x 8 E  
QTY: Contractor to Perform Takeoff's  
NOTES: Stairwell, within dining millwork, office etc.



L10- UNDER CABINET LIGHTING (Kitchen)

NAME: LED strip lighting  
COLOUR/FINISH: LED light with frosted cover  
DIMENSIONS: To run entire length of upper cabinets in kitchens  
QTY: Contractor to Perform Takeoff's  
NOTES: 3000K light temperature

L11 - EXTERIOR SCONCES

---

NAME: To be spec'd by Architect  
QTY: Contractor to Perform Takeoff's (As required)  
NOTE:



CLIENT: Northland Properties - Benchlands Townhomes  
 EMAIL: lmcintyre@revelstokemountainresort.com  
 DATE: 2026-03-16

Designer's Rep/Supplier: Dimpy Sanghera @ City Furniture Revelstoke - cityfurniture Revelstoke@gmail.com

9 - APPLIANCES

KITCHENAID OPTION



RANGE OPTION 1 (Gas)

NAME: 5-Burner Gas Convection Front Control Range  
 COLOUR/FINISH: Stainless Steel  
 BRAND: KitchenAid  
 CODE: KSGG700ESS  
 DIMENSIONS: 30"W x 36"H  
 QTY: Contractor to Perform Takeoff's



RANGE OPTION 2 (Induction)

NAME: 4-Element Induction Slide-In Convection Range w/ Air Fry  
 COLOUR/FINISH: Stainless Steel  
 BRAND: KitchenAid  
 CODE: KSIS730PSS  
 DIMENSIONS: 30"W x 36"H  
 QTY: Contractor to Perform Takeoff's



FRIDGE

NAME: 36"W Built-In Panel Ready French Door Refrigerator  
 COLOUR/FINISH: Panel-Ready  
 BRAND: KitchenAid  
 CODE: KBFN506EPA  
 DIMENSIONS: 83.38"H x 36.25"W x 27.75"D  
 QTY: Contractor to Perform Takeoff's



DISHWASHER

NAME: PrintShield Finish Flush-To-Cabinet Dishwasher w/ FreeFlex Fit Third Level Rack  
 COLOUR/FINISH: Panel-Ready  
 BRAND: KitchenAid  
 CODE: KDTF924PPA  
 DIMENSIONS: standard 24"W  
 QTY: Contractor to Perform Takeoff's

BOSCH OPTION



RANGE OPTION 1 (Gas)

NAME: 800 Series 30" Gas Slide-in Range  
COLOUR/FINISH: Stainless Steel  
BRAND: Bosch  
CODE: HGI8056UC  
DIMENSIONS: 30"W x 36"H  
QTY: Contractor to Perform Takeoff's



RANGE OPTION 2 (Induction)

NAME: Benchmark Series 30" Induction Slide-in Range  
COLOUR/FINISH: Stainless Steel  
BRAND: Bosch  
CODE: HIIP057U  
DIMENSIONS: 30"W x 36"H  
QTY: Contractor to Perform Takeoff's



FRIDGE

NAME: Benchmark Series 36" Built-In Custom Panel French Door  
COLOUR/FINISH: Panel-Ready  
BRAND: Bosch  
CODE: B36IT905NP  
DIMENSIONS: 84"H x 35-3/4"W x 24"D  
QTY: Contractor to Perform Takeoff's



DISHWASHER

NAME: 800 Series 24" Custom Panel Dishwasher  
COLOUR/FINISH: Panel-Ready  
BRAND: Bosch  
CODE: CHV78CM3N  
DIMENSIONS: standard 24"W  
QTY: Contractor to Perform Takeoff's

RECESSED HOOD FAN



NAME: Q2 30" Insert  
COLOUR/FINISH: Stainless Steel  
BRAND: Victory Range Hoods  
DIMENSIONS: 29-1/8"W x 14-1/2"H x 15"D  
QTY: Contractor to Perform Takeoff's  
NOTE: Can customize CFM, venting size + venting direction

## BUILT-IN MICROWAVE

---



NAME: 300 Series Built-in Microwave Oven 24"  
COLOUR/FINISH: Stainless Steel  
CODE: HMB30155UC  
BRAND: Bosch  
DIMENSIONS: 13 5/8" x 24 3/8" x 19 11/16"  
QTY: Contractor to Perform Takeoff's

## WASHER

---



NAME: 5.2 cu. Ft. Smart Front Load Energy Star Cert. Washer w/  
FreshFlow Vent System  
COLOUR/FINISH: Radiant Silver  
BRAND: Whirlpool  
CODE: WFW5720RR  
DIMENSIONS: 31.56"D x 39"H x 27"W  
QTY: Contractor to Perform Takeoff's

## DRYER

---



NAME: 7.4 cu. Ft. Smart Front Load Energy Star Cert. Dryer w/ Wrinkle  
Shield Option  
COLOUR/FINISH: Radiant Silver  
BRAND: Whirlpool  
CODE: YWED5720RR  
DIMENSIONS: 31.56"D x 39"H x 27"W  
QTY: Contractor to Perform Takeoff's

## PEDESTALS (Optional)

---



NAME: 15.5" Pedestal for Front Load Washer and Dryer w/ Storage  
COLOUR/FINISH: Radiant Silver  
BRAND: Whirlpool  
CODE: WFP2715RR  
DIMENSIONS: 27.31"D x 15.5"H x 27"W  
QTY: Contractor to Perform Takeoff's (2 per unit - 1 washer, 1 dryer)

## SUITE APPLIANCES (AS REQUIRED)

---



### RANGE

---

NAME: 24" Freestanding Electric Range  
COLOUR/FINISH: Stainless Steel  
BRAND: Frigidaire  
CODE: FCFE242CAS  
DIMENSIONS: 23-1/2"W x 23-5/8"D x 36"H  
QTY: Contractor to Perform Takeoff's



### FRIDGE

---

NAME: Bottom Freezer Refrigerator  
COLOUR/FINISH: Brushed Steel  
BRAND: Frigidaire  
CODE: FRBG1224AV  
DIMENSIONS: 23-3/5"W x 27-1/5"D x 72-4/5"H  
QTY: Contractor to Perform Takeoff's



### OTR MICROWAVE/HOOD FAN COMBO

---

NAME: 24" Over-The-Range Microwave  
COLOUR/FINISH: Stainless  
BRAND: Frigidaire  
CODE: UMV1422U S  
DIMENSIONS: 17"H x 23-7/8"W x 16-3/16"D  
QTY: Contractor to Perform Takeoff's




CLIENT: Northland Properties - Benchlands Townhomes

EMAIL: lmcintyre@revelstokemountainresort.com

DATE: 2026-03-16

## 10 - FIREPLACE



### FIREPLACE

NAME: LT1 Direct Vent Gas Fireplace  
COLOUR/FINISH: Black  
BRAND: Valor  
CODE: 2500KN/KP  
DIMENSIONS: 40" w x 17 1/2" h viewing area  
QTY: Contractor to Perform Takeoff's  
NOTES: Birch Logs (1505BLK/V2) + Fluted Black Liner (2515FBL)  
Install w/ 1" adjustable finishing trim

### FIREPLACE




NAME: Essence 45 Gas FP  
COLOUR/FINISH: Black  
BRAND: Savannah Heating Products  
CODE:  
DIMENSIONS: 39.23" w x 18 1/2" h viewing area  
QTY: Contractor to Perform Takeoff's  
NOTES: Clean Face (No Surround)  
DWLS 7PC Log set



### STONE

NAME: Quarry Ledge Stone  
COLOUR/FINISH: Providence  
BRAND: Pangaea Natural Stone Inc.  
DIMENSIONS: Up to 16"L x Up to 8"H x Average 1-1/4" Thk.  
QTY: Contractor to Perform Takeoff's  
NOTES: Dry Stacked lay as shown

### MANTEL



NAME: Oak Veneer Mantel  
COLOUR/FINISH: Clear Satin Finish  
DIMENSIONS: TBC with drawings. Approx. 5"H x 4"D  
QTY: Contractor to Perform Takeoff's