

2026-03-16

IFC R1 - March 2026

Spruce + Arrow Design Co.
250-814-3822
designs@spruceandarrow.ca
Unit 2, 616 3rd St. W. Revelstoke BC.



BENCHLANDS TOWNHOMES - SELECTIONS PACKAGE

Colour Scheme 1 - FAUNA (*Greens/Warm Tones/Earthy/Natural*)



R1 Updates

- H1 - Hardwood - Type + Wear Layer
- T4 - Accent Wall Tile - Tile Edge
- T5 - Accent Tile
- Shower Base (with curb)
- MW4 - Cabinet Material (Pantry/Closet Units)
- CT1 - Quartz Threshold
- CT2 - Butcher Block Counters (Pantry + Laundry)
- Shower Door = Slider w/ Return (Bathroom 5)
- Remove Washer/Dryer Pedestals
- Fireplace spec change
- ALL Tile Layout/Pattern
- Blind spec



SPRUCE + ARROW
INTERIOR DESIGN STUDIO

MARKETING RENDERINGS



Kitchen Rendering



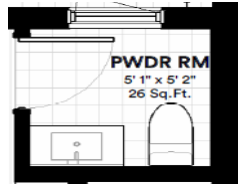
Living + Dining Rendering



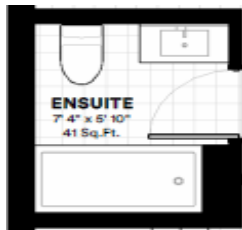
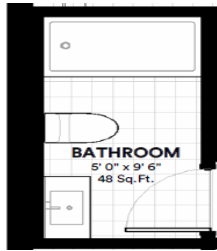
Bathroom Rendering



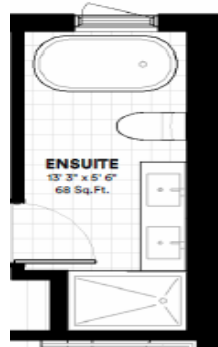
BATHROOM TYPE LEGEND



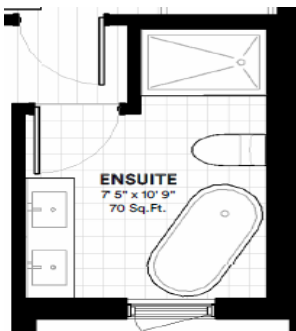
BATHROOM 1
2-Piece Powder Bath



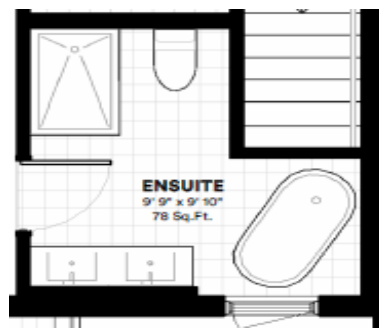
BATHROOM 2
Standard 3-Piece Bath



BATHROOM 3
5-Piece Primary Ensuite (center 20' wide units)



BATHROOM 4
5-Piece Primary Ensuite (center 20' wide units)



BATHROOM 5
5-Piece Primary Ensuite (end 24' wide units)



CLIENT: Northland Properties - Benchlands Townhomes
EMAIL: lmcintyre@revelstokemountainresort.com
DATE: 2026-03-16

For Budgeting Purposes Only

Designer's Rep/Supplier: Colby Russell @ Revelstoke United Floors - colby@revelstokeunitedfloors.ca

1 - FLOORING + TILE

H1 - HARDWOOD



NAME: Engineered Hardwood Floors - **Signature Line**
COLOUR/FINISH: Uptown, Brushed Texture, DuRa finish ultra matte
BRAND: Urban Wood / Craft Flooring
DIMENSIONS: 7.5"W, 75" plank lengths x 9/16"thk. **3mm wear layer**
QTY: Contractor to Perform Takeoff's
NOTES: European Oak (better price point than North American)
Please refer to drawings for direction of lay
Available in 4 construction platforms (Metro, Di Moda, Signature, or Ovation) which vary in wood grade and lamella/wear layer thickness to meet desired price point)

Please reach out to Brandon @ Craft Floors to develop specification to meet project needs. brandon@craftfloor.com 604-619-2652

30 year warranty (finish), lifetime warranty (structure),
GREENGUARD gold/CARB II Compliant



T1 - WALL TILE (*Kitchen Backsplash - starts on top of quartz backsplash*)

NAME: Avenue Porcelain Tile
COLOUR/FINISH: Bianco, Matt
BRAND: Ceratec
CODE: SBWAVEN0106MATTBIANO
DIMENSIONS: 0.5" x 6"
QTY: Contractor to Perform Takeoff's
PATTERN: **Lay as per ID Drawings**
GROUT: Mapei #5077 Frost Grout
TILE EDGE: Bright White BW Schluter Edge as necessary (outside edge only)

T2 - ACCENT WALL TILE (*Powder Bath 1 - Wall behind vanity + toilet*)



NAME: Glace Porcelain Tile
COLOUR/FINISH: Muschio, Gloss finish
BRAND: Ames Tile & Stone
CODE: GLMU38
DIMENSIONS: 3" x 8"
QTY: Contractor to Perform Takeoff's
PATTERN: Lay as per ID Drawings
GROUT: Mapei #5077 Frost Grout
TILE EDGE: No tile edge necessary - wall to wall install

T3 - FLOOR + WALL TILE (*All bathroom floors, shower floors, and bath/shower walls*)



NAME: Masterplan Porcelain Tile
COLOUR/FINISH: Block, Cinder - Matte finish
BRAND: Stone Tile
CODE: PMAS-CINB-GRM-06000600-MATT-009-00
DIMENSIONS: 60x60x0.9cm (24" x 24")
QTY: Contractor to Perform Takeoff's
PATTERN: Lay as per ID Drawings
GROUT: Mapei #5103 Cobblestone grout, as tight grout lines as possible
TILE EDGE: Brushed Nickel Schluter Edge as necessary



T4 - ACCENT WALL TILE (*Bathroom 2, 3 + 4 - Feature tub/shower wall tile on long /back wall only*)

NAME: Truestone Porcelain Tile
COLOUR/FINISH: Grey, Decori - Matte finish
BRAND: Ames Tile & Stone
CODE: TSGRS1224
DIMENSIONS: 12" x 24"
QTY: Contractor to Perform Takeoff's
PATTERN: Lay as per ID Drawings
GROUT: Mapei #5103 Cobblestone grout, as tight grout lines as possible
TILE EDGE: Brushed Nickel Schluter Edge as necessary



~~**T5 - ACCENT TILE** (*Primary Bathroom 4 - arch frame, curb + niche frame*)~~

~~NAME: Studio Marble 3" x 6"
COLOUR/FINISH: Bianco Macchiato, Polished Marble
BRAND: Ames Tile & Stone
CODE: STB36
DIMENSIONS: 3" x 6"
QTY: Contractor to Perform Takeoff's
PATTERN: Horizontal Stack
GROUT: Mapei #5077 Frost Grout
TILE EDGE: No tile edge necessary (real marble)
Natural marble needs to be sealed.~~

T5 - ACCENT TILE *(Shower/tub back of niche, shower floors)*




NAME: Studio Marble - 2" Picket Mosaic
COLOUR/FINISH: Bianco Macchiato, Polished Marble
BRAND: Ames Tile & Stone
CODE: STBMP2
DIMENSIONS: 2" picket mosaic, 12.5" x 13" sheet
QTY: Contractor to Perform Takeoff's
PATTERN: **Lay as per ID Drawings**
GROUT: Mapei #5077 Frost Grout
TILE EDGE: No tile edge necessary - back of niche only
Natural marble needs to be sealed.

SHOWER + TUB DETAILS



SHOWER / TUB NICHES

NAME: Custom shower niche w/ quartz frame
COLOUR/FINISH: CT1 Quartz Frame, **T5 tile in back wall of niche**
DIMENSIONS: Niche Approx. 14"H x 24"W X 4-6"D, 3cm thk quartz
QTY: Contractor to Perform Takeoff's
NOTES: See drawings for locations and details



SHOWER BASE with curb

NAME: Shower base with curb
COLOUR/FINISH: T3 Tile (Exterior), T5 Tile (Interior) - CT1 Quartz Threshold Cap
QTY: Contractor to Perform Takeoff's



SHOWER BASE (Flush)

NAME: Custom Shower Base - Flush with Floor
COLOUR/FINISH: T5 finish
QTY: Contractor to Perform Takeoff's



SHOWER DRAIN

NAME: Square drain - Floral - Schluter Kerdi Drain
COLOUR/FINISH: Brushed Vintage Gold or Brushed Classic Gold (to be confirmed with sample review)
CODE: KDIF4 GRK EBVG D5 or KDIF4 GRK EBCG D5
DIMENSIONS: 4" square
QTY: Contractor to Perform Takeoff's
NOTES: Off set drain to be located under showerhead

CUSTOM SHOWER DETAILS (Primary Bathroom-4)



SHOWER NICHE

NAME: Custom shower niche w/ real marble tile back + frame
COLOUR/FINISH: T5 frame/return, T6 back
DIMENSIONS: Niche-Approx. 14"H x 24"W X 4-6"D
QTY: Contractor to Perform Takeoff's
NOTES: No tile edge necessary—wall to wall install-
Natural marble needs to be sealed-



ARCHED SHOWER OPENING + CURB

NAME: Custom arch framed shower opening with curb-
COLOUR/FINISH: T5 finish (real stone so no tile edge necessary)
DIMENSIONS: 4-6"D wall framed with an arched opening, and approx. 3"H Curb-
QTY: Contractor to Perform Takeoff's
NOTES: No tile edge necessary—natural marble edge
Natural marble needs to be sealed-



SHOWER DRAIN

NAME: Linear Tileable shower drain—Schluter Kerdi Line
COLOUR/FINISH: To be finished with T6 marble shower floor tile-
DIMENSIONS: approx. 2"W x entire length of shower-
QTY: Contractor to Perform Takeoff's
NOTES: To be located against wall under shower controls-



CLIENT: Northland Properties - Benchlands Townhomes

EMAIL: lmcintyre@revelstokemountainresort.com

DATE: 2026-03-16


Designer's Rep/Supplier: Kaitlin @ Expressive Interiors - paint@expressiveinteriors.ca

2 - WALL FINISHES




PT1 - WALL COLOUR

NAME: Regal or Ben Paint
COLOUR/FINISH: Balboa Mist - Eggshell finish
BRAND: Benjamin Moore
CODE: OC-27



PT2 - DOOR, BASE + TRIM COLOUR

NAME: Regal or Ben Paint
COLOUR/FINISH: Simply White - Satin/Pearl Finish
BRAND: Benjamin Moore
CODE: OC-117



PT3 - CEILING COLOUR

NAME: Waterborne Ceiling Paint
COLOUR/FINISH: Ceiling White 508 09, Ultra Flat Finish
BRAND: Benjamin Moore
CODE: CEIL-WH01




CLIENT: Northland Properties - Benchlands Townhomes

EMAIL: lmcintyre@revelstokemountainresort.com

DATE: 2026-03-16


3 - INTERIOR DETAILS

WINDOW TRIM



NAME: Primed MDF Casing
COLOUR/FINISH: Painted PT2
BRAND: Alexandria Mouldings
CODE: 90423
DIMENSIONS: 5/8" x 3" x 16'
QTY: Contractor to Perform Takeoff's
NOTES: Can be subbed with alternate brand equivalent if necessary
INSTALL: Mitered Corners

DOOR TRIM



NAME: Primed MDF Casing
COLOUR/FINISH: Painted PT2
BRAND: Alexandria Mouldings
CODE: 90423
DIMENSIONS: 5/8" x 3" x 16'
QTY: Contractor to Perform Takeoff's
NOTES: Can be subbed with alternate brand equivalent if necessary
INSTALL: Mitered Corners

BASEBOARD



NAME: Primed MDF Baseboard
COLOUR/FINISH: Painted PT2
BRAND: Alexandria Mouldings
CODE: 5128
DIMENSIONS: 1/2" x 5-1/4"
QTY: Contractor to Perform Takeoff's
NOTES: Can be subbed with alternate brand equivalent if necessary



INTERIOR DOORS

NAME: Bayshore
COLOUR/FINISH: Solid Core, painted PT2
BRAND: Masonite
DIMENSIONS: Varies
QTY: Contractor to Perform Takeoff's
NOTES: Can be subbed with alternate brand equivalent if necessary

INTERIOR DOOR HANDLES



NAME: Select T-Bar Smooth Lever w/ Disk Rosette
COLOUR/FINISH: Satin Brass
BRAND: Emtek
CODE: 5109US4.TAUS4.SMUS4.LH, 5109US4.TAUS4.SMUS4.RH, C5109US4.TAUS4.SMUS4
QTY: Contractor to Perform Takeoff's
NOTES: Bedroom + Bathrooms - Privacy Style
Closets - Passage or Dummy Style



POCKET DOOR HANDLES

NAME: Round Pocket Door Tubular Lock
COLOUR/FINISH: Satin Brass
BRAND: Emtek
CODE: 2145US4
DIMENSIONS: 2-3/8" round
QTY: Contractor to Perform Takeoff's
NOTES: Privacy Function

BYPASS SLIDING DOOR HANDLES



NAME: Round Flush Pull
COLOUR/FINISH: Satin Brass
BRAND: Emtek
CODE: 22114
DIMENSIONS: 1-1/2" diam
QTY: Contractor to Perform Takeoff's
NOTES:



DOOR HINGES

NAME: Residential Duty Steel, Plain Bearing Hinge
COLOUR/FINISH: Satin Brass
BRAND: Contractor preferred
DIMENSIONS: 3-1/2" x 3-1/2"
QTY: Contractor to Perform Takeoff's
NOTES: 1/4" radius corners

STANDARD CLOSET DETAILS



NAME: Custom floating shelves w/ rods below
SHELVES: Custom floating shelves
MATERIAL: White oak veneer
FINISH: Stained to match MW1
SIZE: Approx. 2"H x 14"D
QTY: Contractor to Perform Takeoff's
RODS: Heavy duty hanging rod
MATERIAL: Brushed Brass
SIZE: approx. 1-1/2" heavy-duty
QTY: Contractor to Perform Takeoff's




M1 - MIRROR (Bathrooms 1 + 2)



NAME: MR802436BR
COLOUR/FINISH: Brass
BRAND: Elegant Furniture & Lighting
CODE: MR802436BR
DIMENSIONS: 24"W x 36"H
QTY: Contractor to Perform Takeoff's (1 Per Bathroom)

~~M2 - MIRROR (Bathroom 3)~~



~~NAME: MR803060BR
COLOUR/FINISH: Brass
BRAND: Elegant Furniture & Lighting
CODE: MR803060BR
DIMENSIONS: 60" x 30"H (confirm vanity size)
QTY: Contractor to Perform Takeoff's (1 Per Bathroom)~~

M2 - MIRROR (Bathroom 3, 4 + 5)



NAME: MR1B4230BRS
COLOUR/FINISH: Brass
BRAND: Elegant Furniture & Lighting
CODE: MR1B4230BRS
DIMENSIONS: 42"W X 30"H
QTY: Contractor to Perform Takeoff's (1 Per Bathroom)
NOTES: Centered on double vanity



STAIR DETAILS

TREAD: H1 Closed hardwood tread installed seamlessly with main flooring

NOSING: H1 Custom made flush hardwood nosing made by flooring supplier

RISER: H1 Hardwood riser

STRINGER: If stringer is required, paint PT2 to match baseboard.

NOTES:


HANDRAIL DETAILS

HANDRAIL: Standard square wood handrail with eased edges.

FINISH: Stained to match MW1

BRACKET: Richelieu Sturdy bracket for decorative handrail in brass finish #30112130

WINDOW COVERINGS - BLINDS



NAME: Manual Rolls - Black Out + 1% Screen

COLOUR/FINISH: Blackout - Vail Grey RB19 01
1% Screen - Nordic Screen Plus White/Grey RS23 06

BRAND: Alta

DIMENSIONS: Varies

QTY: Supplier to preform takeoff

NOTES: Roller style - manual lift (no cords)
Inside Mount, Cassette w/ Matching Fabric
Light Filtering in Living Spaces, Blackout in Bedrooms
Limited fabric options due to size restrictions

WINDOW COVERINGS - OPTIONAL UPGRADE AVAILABLE

NAME: Motorized cell or roll option with battery pack

COLOUR/FINISH: Blackout -
Light filtering -

BRAND: Alta

DIMENSIONS: Varies

QTY: Supplier to preform takeoff

NOTES: *More colour options available*
Inquire through supplier



CLIENT: Northland Properties - Benchlands Townhomes

EMAIL: lmcintyre@revelstokemountainresort.com

DATE: 2026-03-16

4 -MILLWORK

MW1 - CABINET DOOR/DRAWER *(Bathroom vanities + kitchen open shelves and feature millwork)*



STYLE: Slab Style, Rift Cut White Oak Veneer

OUTSIDE PROFILE: Square

COLOUR: Rustic Taupe Stain 999 (Benjamin Moore)

FINISH: 15 Degree Sheen Clear Top Coat

NOTES: Vertical Grain

***Please supply any alternate product sample to designers for approval

Feature millwork areas to include kitchen floating shelves, mudroom, laundry, office, dining nook and closets.

MW2 - CABINET DOOR/DRAWER *(kitchen lowers, island + fridge panels/cabinet)*



STYLE: Slab Style, painted

OUTSIDE PROFILE: Square

COLOUR: Jojoba AF-460 (Benjamin Moore)

FINISH: 15 Degree Sheen

NOTES: ***Please supply any alternate product sample to designers for approval

MW2.2 - ISLAND BACK DETAIL



STYLE: Fluted island back detail, Painted

COLOUR/FINISH: Jojoba AF-460 (Benjamin Moore)

BRAND: Custom

DIMENSIONS: approx. 1" flutes

NOTES: ***Please supply any alternate product sample to designers for approval

MW3 - BUILT-IN HOOD FAN



STYLE: Slab Style, painted

COLOUR/FINISH: Simply White OC-117 (Benjamin Moore)

NOTES: ***Please supply any alternate product sample to designers for approval

See drawings for more detail (in main house only, not suite)

MW4 - CABINET MATERIAL *(Pantry/Closet Units)*



STYLE: Slab Style, TFL Panels
OUTSIDE PROFILE: Square
COLOUR: Millworker's standard white, TFL panels for cost savings
FINISH:
NOTES: ***Please supply any alternate product sample to designers for approval

5 -HARDWARE

HW1 - CABINET PULLS *(Drawers + Pantry)*



NAME: Westridge Cabinet Pull
COLOUR/FINISH: Satin Brass
BRAND: Emtek
CODE: 86637US4
DIMENSIONS: 8"
QTY: Millworker to Perform Takeoff's

HW2 - CABINET KNOBS *(Upper Doors)*



NAME: Haydon Cabinet Knob
COLOUR/FINISH: Satin Brass
BRAND: Emtek
CODE: 86697US4
DIMENSIONS: 1 1/4"
QTY: Millworker to Perform Takeoff's

HW3 - APPLIANCE PULL *(Fridge Doors/Drawer + Dishwasher)*



NAME: Westridge Appliance Pull
COLOUR/FINISH: Satin Brass
BRAND: Emtek
CODE: 86641US4, CS86641US4, BTB86641US4
DIMENSIONS: 18"
QTY: Millworker to Perform Takeoff's (4 per unit)



CLIENT: Northland Properties - Benchlands Townhomes
EMAIL lmcintyre@revelstokemountainresort.com
DATE: 2026-03-16

Designer's Rep/Supplier: Lise Paradis @ HanStone - lparadis@hanstone.ca

6 - COUNTERS

CT1 - QUARTZ COUNTERS



NAME: Engineered Quartz
COLOUR/FINISH: Montauk - Polished Finish
BRAND: HanStone Quartz
DIMENSIONS: 3cm THK.
NOTES: Square Edge
***Please supply any alternate product sample to designers for approval



CT1 - MATCHING QUARTZ (*Kitchen Backsplash*)

NAME: Engineered Quartz
COLOUR/FINISH: Montauk - Polished Finish
BRAND: HanStone Quartz
DIMENSIONS: 3cm THK. - approx. 10" height (to be confirmed w/ drawings)
NOTES: Square Edge
NOTES: Quartz to have small, 1.5"D cap on top for tile to sit on. (same detail as image)
***Please supply any alternate product sample to designers for approval
Detail in main house only, not suite



CT1 - KITCHEN COUNTER WATERFALL (*Island*)

NAME: Engineered Quartz
COLOUR/FINISH: Montauk - Polished Finish
BRAND: HanStone Quartz
DIMENSIONS: See drawings for details - 3cm thk.
NOTES: Square Edge
NOTES: Waterfall detail on both sides of island
***Please supply any alternate product sample to designers for approval

POWDER BATH BACKSPLASH (*Bath 1*)

NOTES: No backsplash in powder baths - T2 feature wall tile behind



CT1 - 4" MATCHING QUARTZ BACKSPLASH *(Bath 2 only)*

NAME: Engineered Quartz
 COLOUR/FINISH: Montauk - Polished Finish
 BRAND: HanStone Quartz
 DIMENSIONS: 3cm THK. - 4" height
 NOTES: Square Edge
 NOTES: Backsplash to run along back wall of vanity only.
 ***Please supply any alternate product sample to designers for approval




CT1 - 8" MATCHING QUARTZ BACKSPLASH *(Bath 3, 4 + 5)*

NAME: Engineered Quartz
 COLOUR/FINISH: Montauk - Polished Finish
 BRAND: HanStone Quartz
 DIMENSIONS: 3cm THK. - 8" height
 NOTES: Square Edge
 NOTES: Backsplash to run along back wall of vanity only.
 ***Please supply any alternate product sample to designers for approval



CT1 - QUARTZ NICHE FRAMES *(Bathroom 2, 3, 4 + 5)*

NAME: Engineered Quartz
 COLOUR/FINISH: Montauk - Polished Finish
 BRAND: HanStone Quartz
 DIMENSIONS: 3cm THK.
 NOTES: Square Edge



CT1 - QUARTZ THRESHOLD

NAME: Engineered Quartz
 COLOUR/FINISH: Montauk - Polished Finish
 BRAND: HanStone Quartz
 DIMENSIONS: 3cm THK.
 NOTES: Square Edge



CT2- BUTCHER BLOCK COUNTERS *(Pantry + Laundry)*

NAME: Butcher Block counters
 COLOUR/FINISH: Solid maple, clear polyurethane finish
 BRAND: Custom by millworker
 DIMENSIONS: 1-1/2" thk, approx. 3" wide laminations
 NOTES: Square Edge



CLIENT: Northland Properties - Benchlands Townhomes

EMAIL: lmcintyre@revelstokemountainresort.com

DATE: 2026-03-16

Designer's Rep/Supplier: Lauren Valhalla @ Splashes/Andrew Sheret Salmon Arm - lauren.valhalla@sheret.com

7 - PLUMBING



KITCHEN FAUCET

NAME: Odin Pull-Down Faucet with Square Spout
COLOUR/FINISH: Brilliance Luxe Gold
BRAND: Brizo
CODE: 63065LF-GLLHP + HLK175-GL (handle)
DIMENSIONS: 14-5/8"H x 9"D x 3-1/8"W
QTY: Contractor to Perform Takeoff's



KITCHEN SINK

NAME: Precision U 2
COLOUR/FINISH: 18-gauge stainless steel
BRAND: Blanco
CODE: 400399
DIMENSIONS: 32"W x 18"D x 10"H
QTY: Contractor to Perform Takeoff's
NOTES: Undermount Install



KITCHEN SINK *(Suite Only if required)*

NAME: Precision U 1
COLOUR/FINISH: Stainless Steel
BRAND: Blanco
CODE: 400397
DIMENSIONS: 19"W x 18"D
QTY: Contractor to Perform Takeoff's




VANITY SINK *(All bathrooms)*

NAME: Atherton Under Counter Lavatory
COLOUR/FINISH: Cotton White
BRAND: Toto
CODE: LT221#01
DIMENSIONS: 17"W x 13"D x 4"D
QTY: Contractor to Perform Takeoff's
NOTES: Brass Drain



BATHROOM FAUCET *(Bathroom 1 + 2)*

NAME: Odin Single-Handle Lavatory Faucet
COLOUR/FINISH: Brilliance Luxe Gold
BRAND: Brizo
CODE: 65175LF-GL
QTY: Contractor to Perform Takeoff's



~~**BATHROOM FAUCET** *(Primary Bathroom-1)*~~

~~NAME: Odin Widespread Lavatory Faucet
COLOUR/FINISH: Brilliance Luxe Gold
BRAND: Brizo
CODE: ~~T65875LF-GLLHP-ECO + HL5875-GL (lever handles) + R65800 (two-handle lavatory rough)~~
QTY: Contractor to Perform Takeoff's (2 per bathroom)~~



BATHROOM FAUCET *(Primary Bathroom 3, 4 + 5)*

NAME: Odin Widespread Lavatory Faucet
COLOUR/FINISH: Brilliance Luxe Gold
BRAND: Brizo
CODE: 65375LF-GLLHP (faucet less handles) + HL5373-GL (low lever handles)
QTY: Contractor to Perform Takeoff's (2 per bathroom)



STANDARD SHOWER SYSTEM *(In all locations with showers - Bath 2, 3 + 4)*

NAME: Essential Shower Series -
1 Linear Round Slide Bar With Hose
2 Classic Round H2Okinetic Multi-Function Handshower
3 16" Linear Round Wall Mount Shower Arm And Flange
4 12" Linear Round Single-Function Raincan Shower Head
5 Odin Pressure Balance Valve with Integrated 3-Function Diverter Trim
COLOUR/FINISH: Brilliance Luxe Gold
BRAND: Brizo
CODE: 1 74792-GL (Linear Round Slide Bar w/ Hose)
2 RP81079GL (hand shower)
3 RP71648GL (shower arm and flange)
4 81392-GL (rain shower head)
5 T75P575-GLLHP (trim) + HL75P75-GL (handles) + R75000 (rough)
QTY: Contractor to Perform Takeoff's
NOTES: Valve mounted on a different wall than fixtures are located - see drawings for detail



STANDARD TUB/SHOWER SYSTEM *(In Bath 2 with tub/shower combo units/alcove tubs)*

NAME: Essential Shower Series -
 1 Linear Round Slide Bar With Hose
 2 Classic Round H2Okinetic Multi-Function Handshower
 3 16" Linear Round Wall Mount Shower Arm And Flange
 4 12" Linear Round Single-Function Rain can Shower Head
 5 Odin TempAssure Thermostatic Valve with Integrated 6-Function Diverter Trim
 6 Linear Round Diverter Tub Spout

COLOUR/FINISH: Brilliance Luxe Gold
BRAND: Brizo
CODE: 1 74792-GL (Linear Round Slide Bar w/ Hose)
 2 RP81079GL (hand shower)
 3 RP71648GL (shower arm and flange)
 4 81392-GL (rain shower head)
 5 T75675-GL (trim) + R75000 (rough)
 6 RP81438GL (tub spout)

QTY: Contractor to Perform Takeoff's

NOTES: Valve mounted on a different wall than fixtures are located - see drawings for detail

ROMAN TUB SPOUT *(Bathroom 3, 4 + 5)*



NAME: Odin Roman Tub Faucet with Handshower
COLOUR/FINISH: Brilliance Luxe Gold
BRAND: Brizo
CODE: T67475-GLLHP (filler) + HL675-GL (handles) + R64707 (rough)
QTY: Contractor to Perform Takeoff's

~~**FREESTANDING TUB** *(Bathroom 3 + 4)*~~



~~**NAME:** Glace Flash Freestanding Tub w/ White Drain (For deck mount/roman tub filler)
COLOUR/FINISH: White High-Gloss Acrylic
BRAND: Look Bath
CODE: 4028205 (Sheret code)
DIMENSIONS: 67" x 31.5" x 22 4/5"
QTY: Contractor to Perform Takeoff's
NOTES: Offset center drain~~

FREESTANDING TUB *(Bathroom 3, 4 + 5)*



NAME: Eldora 5832 AcrylX Freestanding Center Drain Bathtub
COLOUR/FINISH: White
BRAND: Maax
CODE: 106992-000-002-100
DIMENSIONS: 58"L x 32"W x 23"H
QTY: Contractor to Perform Takeoff's
NOTES: Offset Center Drain. 1 Tub - 2 Pieces

ALCOVE TUB (Bathroom 2 where tub is noted)



NAME: Rubix 6032 Alcove Tub with Double Tiling Flange
COLOUR/FINISH: White
BRAND: Maax
CODE: 6452328 (Sheret code)
DIMENSIONS: 60"W x 32"D
QTY: Contractor to Perform Takeoff's
NOTES: Contractor to determine if RH or LH drain is required.

CURTAIN ROD (Bathroom 2 where tub is noted)



NAME: Straight Shower Rod - Round Blacking
COLOUR/FINISH: Custom colour - brass to match Brizo Brilliance Luxe Gold
BRAND: Kartners
CODE: KSR-5 or KSR-6
QTY: Contractor to Perform Takeoff's
NOTES: Reach out to Lauren @ Splashes for custom coloured rod.



SHOWER DOOR - SLIDING (Bathroom 2, 3 + 4)

NAME: Custom Frameless Shower Glass w/ Sliding Door
COLOUR/FINISH: Brushed Brass Hardware
DIMENSIONS: as per ID drawings
QTY: Contractor to Perform Takeoff's
NOTES: Fixed door located on showerhead side.

SHOWER DOOR - SLIDER w/ RETURN (Bathroom 5)

NAME: Custom Frameless Shower Glass w/ Swing Door
COLOUR/FINISH: Brushed Brass Hardware
DIMENSIONS: as per ID drawings
QTY: Contractor to Perform Takeoff's
NOTES: Fixed panel located on shower head side & return, door location closest to glass return



SHOWER DOOR - SWING w/ RETURN (Bathroom 5)

NAME: Custom Frameless Shower Glass w/ Swing Door
COLOUR/FINISH: Brushed Brass Hardware
DIMENSIONS: Approx. 48"W X 36" x 77"H
QTY: Contractor to Perform Takeoff's
NOTES: Fixed panel located on shower head side & return, door location closest to glass return



SHOWER SHIELD - OPTION 2 (Bathroom 3)

NAME: Custom Frameless Fixed Panel Shower Glass
COLOUR/FINISH: Brushed Brass Hardware
DIMENSIONS: Approx. 36"W x 77"H (prefer floor to ceiling)
QTY: Contractor to Perform Takeoff's
NOTES: Fixed panel located on showerhead side.



OPTIONAL SHOWER DOOR (Bathroom #)

NAME: Custom Shower Glass, Frameless Swing Door
COLOUR/FINISH: Brushed Brass Hardware
DIMENSIONS: Approx. 26" - 30" wide x 72" ht
QTY: Contractor to Perform Takeoff's
NOTES: See drawings to confirm hinge side

TOILET



NAME: Nexus Elongated ADA Toilet Bowl w/ Tornado Flush, Nexus 4.8L Toilet Tank and Soft Close Elongated Toilet Seat + Lid
COLOUR/FINISH: White
BRAND: Toto
CODE: 1061220 (Sheret code) Toilet Tank
1061210 Toilet Bowl
1060845 Seat
QTY: Contractor to Perform Takeoff's
NOTES: Order w/ Pull arm lever #THU750#01

BATHROOM HARDWARE/ACCESSORIES

TOWEL BAR



NAME: Odin 24" Towel Bar
COLOUR/FINISH: Brilliance Luxe Gold
BRAND: Brizo
CODE: 692475-GL
DIMENSIONS: 24" c to c
QTY: Contractor to Perform Takeoff's

HAND TOWEL HOOK



NAME: Litze 8" Towel Bar
COLOUR/FINISH: Brilliance Luxe Gold
BRAND: Brizo
CODE: 694735-GL
DIMENSIONS: 8" c to c
QTY: Contractor to Perform Takeoff's

TOWEL HOOK



NAME: Odin Single Robe Hook
COLOUR/FINISH: Brilliance Luxe Gold
BRAND: Brizo
CODE: 693575-GL
QTY: Contractor to Perform Takeoff's

TISSUE HOLDER



NAME: Litze Tissue Holder
COLOUR/FINISH: Brilliance Luxe Gold
BRAND: Brizo
CODE: 695035-GL
QTY: Contractor to Perform Takeoff's



CLIENT: Northland Properties - Benchlands Townhomes

EMAIL: lmcintyre@revelstokemountainresort.com

DATE: 2026-03-16

Designer's Rep/Supplier: Trish Wright @ Robinson Lighting Kelowna - Trishw@robinsonlighting.com

8 - LIGHTING + ELECTRICAL

L1 - POTLIGHTS



NAME: Standard 4" pot light
COLOUR/FINISH: White trim/case
BRAND: contractor/electrician preferred
DIMENSIONS: 4" Diam.
QTY: Electrician to Perform Takeoff's
NOTES: *3000K Colour temperature

L2 - KITCHEN ISLAND/PENINSULA LIGHT



NAME: Novo
COLOUR/FINISH: Aged Gold Brass, Opal Glass
BRAND: Matteo
CODE: C81704AGOP
DIMENSIONS: 47 7/8"L x 13 1/4"W x 5 7/8"H
QTY: Contractor to Perform Takeoff's

L3 - DINING ROOM PENDANT



NAME: Aydin
COLOUR/FINISH: Aged Gold Brass
BRAND: Matteo
CODE: C65805AG
DIMENSIONS: 13 7/8"
QTY: Contractor to Perform Takeoff's

L4 - VANITY SCONCE (*Bathroom 1 - located above toilet*)



NAME: Hera 9-in Wall/Vanity Light
COLOUR/FINISH: Brushed Gold/Clear Ribbed Glass
BRAND: Kuzco
CODE: WV417510BGCR
DIMENSIONS: 9 L x 9 W x 9 D x 5-5/8 E
QTY: Contractor to Perform Takeoff's

L5 - VANITY SCONCE (Bathroom 2)



NAME: Pizzazz
COLOUR/FINISH: Aged Gold Brass
BRAND: Matteo
CODE: S14503AG
DIMENSIONS: 19 3/4" wide
QTY: Contractor to Perform Takeoff's (2 per ensuite)

L6 - VANITY SCONCE (Bathroom 3, 4 + 5)



NAME: Pizzazz
COLOUR/FINISH: Aged Gold Brass
BRAND: Matteo
CODE: S14505AG
DIMENSIONS: 31 1/2" wide
QTY: Contractor to Perform Takeoff's (1 per ensuite)

L7 - VANITY SCONCE (Bathroom 4)



NAME: Knøbbet
COLOUR/FINISH: Aged Gold Brass
BRAND: Matteo
CODE: S01303AGCL
DIMENSIONS: 26 3/8"
QTY: Contractor to Perform Takeoff's

L7 - CEILING LIGHT (Bedrooms)



NAME: Novo semi-flush mount light
COLOUR/FINISH: Aged Gold Brass / Opal Glass
BRAND: Matteo
CODE: X81703AGOP
DIMENSIONS: 17 7/8" Diam.
QTY: Contractor to Perform Takeoff's

L8 - STANDARD FLUSH-MOUNT (As required)



NAME: Aston 14" Flush Mount
COLOUR/FINISH: Clear
BRAND: Kuzco
CODE: FM48614-5CCT
DIMENSIONS: 14" Diam.
QTY: Contractor to Perform Takeoff's (As required)
NOTE: As needed in closets, family room, entry, pantry etc. don't have pot lights

L9 - ACCENT SCONCES (As required)



NAME: Kristof
COLOUR/FINISH: Aged Gold Brass/Clear Ribbed Glass
BRAND: Matteo
CODE: W60801AG
DIMENSIONS: 4 3/4" w x 10 1/4" ht
QTY: Contractor to Perform Takeoff's (As required)
NOTE: Stairwell, within dining millwork, office etc.



L10 - UNDER CABINET LIGHTING (Kitchen)

NAME: LED strip lighting
COLOUR/FINISH: LED light with frosted cover
DIMENSIONS: To run entire length of upper cabinets in kitchens
QTY: Contractor to Perform Takeoff's
NOTES: 3000K light temperature

L11 - EXTERIOR SCONCES

NAME: To be spec'd by Architect
QTY: Contractor to Perform Takeoff's (As required)
NOTE:



SPRUCE + ARROW
 INTERIOR DESIGN STUDIO

CLIENT: Northland Properties - Benchlands Townhomes

EMAIL: lmcintyre@revelstokemountainresort.com

DATE: 2026-03-16

Designer's Rep/Supplier: Dimpy Sanghera @ City Furniture Revelstoke - cityfurniture Revelstoke@gmail.com

9 - APPLIANCES

KITCHENAID OPTION



RANGE OPTION 1 (Gas)

NAME: 5-Burner Gas Convection Front Control Range
 COLOUR/FINISH: Stainless Steel
 BRAND: KitchenAid
 CODE: KSGG700ESS
 DIMENSIONS: 30"W x 36"H
 QTY: Contractor to Perform Takeoff's



RANGE OPTION 2 (Induction)

NAME: 4-Element Induction Slide-In Convection Range w/ Air Fry
 COLOUR/FINISH: Stainless Steel
 BRAND: KitchenAid
 CODE: KSIS730PSS
 DIMENSIONS: 30"W x 36"H
 QTY: Contractor to Perform Takeoff's



FRIDGE

NAME: 36"W Built-In Panel Ready French Door Refrigerator
 COLOUR/FINISH: Panel-Ready
 BRAND: KitchenAid
 CODE: KBFN506EPA
 DIMENSIONS: 83.38"H x 36.25"W x 27.75"D
 QTY: Contractor to Perform Takeoff's



DISHWASHER

NAME: PrintShield Finish Flush-To-Cabinet Dishwasher w/ FreeFlex Fit Third Level Rack
 COLOUR/FINISH: Panel-Ready
 BRAND: KitchenAid
 CODE: KDTF924PPA
 DIMENSIONS: Standard 24"W
 QTY: Contractor to Perform Takeoff's

BOSCH OPTION



RANGE OPTION 1 (Gas)

NAME: 800 Series 30" Gas Slide-in Range
COLOUR/FINISH: Stainless Steel
BRAND: Bosch
CODE: HGI8056UC
DIMENSIONS: 30"W x 36"H
QTY: Contractor to Perform Takeoff's



RANGE OPTION 2 (Induction)

NAME: Benchmark Series 30" Induction Slide-in Range
COLOUR/FINISH: Stainless Steel
BRAND: Bosch
CODE: HIIIP057U
DIMENSIONS: 30"W x 36"H
QTY: Contractor to Perform Takeoff's



FRIDGE

NAME: Benchmark Series 36" Built-In Custom Panel French Door
COLOUR/FINISH: Panel-Ready
BRAND: Bosch
CODE: B36IT905NP
DIMENSIONS: 84"H x 35-3/4"W x 24"D
QTY: Contractor to Perform Takeoff's



DISHWASHER

NAME: 800 Series 24" Custom Panel Dishwasher
COLOUR/FINISH: Panel-Ready
BRAND: Bosch
CODE: CHV78CM3N
DIMENSIONS: Standard 24"W
QTY: Contractor to Perform Takeoff's



RECESSED HOOD FAN

NAME: Q2 30" Insert
COLOUR/FINISH: Stainless Steel
BRAND: Victory Range Hoods
DIMENSIONS: 29-1/8"W x 14-1/2"H x 15"D
QTY: Contractor to Perform Takeoff's
NOTE: Can customize CFM, venting size + venting direction

BUILT-IN MICROWAVE



NAME: 300 Series Built-in Microwave Oven 24"
COLOUR/FINISH: Stainless Steel
CODE: HMB30155UC
BRAND: Bosch
DIMENSIONS: 13 5/8" x 24 3/8" x 19 11/16"
QTY: Contractor to Perform Takeoff's

WASHER



NAME: 5.2 cu. Ft. Smart Front Load Energy Star Cert. Washer w/
FreshFlow Vent System
COLOUR/FINISH: Radiant Silver
BRAND: Whirlpool
CODE: WFW5720RR
DIMENSIONS: 31.56"D x 39"H x 27"W
QTY: Contractor to Perform Takeoff's

DRYER



NAME: 7.4 cu. Ft. Smart Front Load Energy Star Cert. Dryer w/ Wrinkle
Shield Option
COLOUR/FINISH: Radiant Silver
BRAND: Whirlpool
CODE: YWED5720RR
DIMENSIONS: 31.56"D x 39"H x 27"W
QTY: Contractor to Perform Takeoff's

PEDESTALS (Optional)



NAME: 15.5" Pedestal for Front Load Washer and Dryer w/ Storage
COLOUR/FINISH: Radiant Silver
BRAND: Whirlpool
CODE: WFP2715RR
DIMENSIONS: 27.31"D x 15.5"H x 27"W
QTY: Contractor to Perform Takeoff's (2 per unit - 1 washer, 1 dryer)

SUITE APPLIANCES (AS REQUIRED)



RANGE

NAME: 24" Freestanding Electric Range
COLOUR/FINISH: Stainless Steel
BRAND: Frigidaire
CODE: FCFE242CAS
DIMENSIONS: 23-1/2"W x 23-5/8"D x 36"H
QTY: Contractor to Perform Takeoff's



FRIDGE

NAME: Bottom Freezer Refrigerator
COLOUR/FINISH: Brushed Steel
BRAND: Frigidaire
CODE: FRBG1224AV
DIMENSIONS: 23-3/5"W x 27-1/5"D x 72-4/5"H
QTY: Contractor to Perform Takeoff's



OTR MICROWAVE/HOOD FAN COMBO

NAME: 24" Over-The-Range Microwave
COLOUR/FINISH: Stainless Steel
BRAND: Frigidaire
CODE: UMV1422U S
DIMENSIONS: 17"H x 23-7/8"W x 16-3/16"D
QTY: Contractor to Perform Takeoff's




CLIENT: Northland Properties - Benchlands Townhomes

EMAIL: lmcintyre@revelstokemountainresort.com

DATE: 2026-03-16

10 - FIREPLACE

FIREPLACE



NAME: LT1 Direct Vent Gas Fireplace-
COLOUR/FINISH: Black
BRAND: Valer
CODE: 2500KN/KP
DIMENSIONS: 40" w x 17 1/2" h viewing area
QTY: Contractor to Perform Takeoff's
NOTES: Birch Logs (1505BLK/V2) + Fluted Black Liner (2515FBL)
Install w/ 1" adjustable finishing trim

FIREPLACE




NAME: Essence 45 Gas FP
COLOUR/FINISH: Black
BRAND: Savannah Heating Products
CODE:
DIMENSIONS: 39.23" w x 18 1/2" h viewing area
QTY: Contractor to Perform Takeoff's
NOTES: Clean Face (No Surround)
DWLS 7PC Log set

STONE



NAME: Roughcut (Cultured Stone)
COLOUR/FINISH: Loire Valley
BRAND: Eldorado Stone
DIMENSIONS: 1.5"-11.5"H x 3.25"-18.25" L x 1"-2.5"Thk.
QTY: Contractor to Perform Takeoff's
NOTES: Off-White/Cream Grout Colour - Over grout look

MANTEL



NAME: Oak Veneer Mantel
COLOUR/FINISH: Stained to match MW1
DIMENSIONS: TBC with drawings. Approx. 5"H x 4"D
QTY: Contractor to Perform Takeoff's