

2025-11-10

Revision 3 - Nov 2025

Spruce + Arrow Design Co.
250-814-3822
designs@spruceandarrow.ca
Unit 2, 616 3rd St. W. Revelstoke BC.



BENCHLANDS TOWNHOMES - SELECTIONS PACKAGE

Colour Scheme 3 - **SHALE** (*Black/Neutral/Monochromatic/Bold*)

This scheme is focused towards vacation rental use.



Scheme - SHALE

Spruce + Arrow Design Co.
250-814-3822
designs@spruceandarrow.ca
Unit 2, 616 3rd St. W. Revelstoke BC.



SPRUCE + ARROW
INTERIOR DESIGN STUDIO

MARKETING RENDERINGS



Kitchen Rendering



Living + Dining Rendering

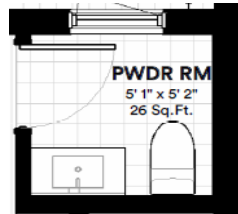
Updated Rendering Pending

Bathroom Rendering



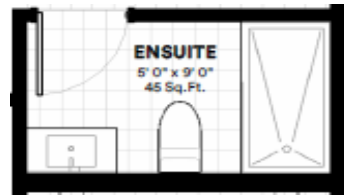
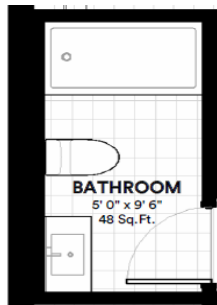
SPRUCE + ARROW
INTERIOR DESIGN STUDIO

BATHROOM TYPE LEGEND



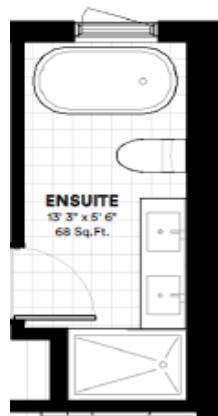
BATHROOM 1

2-Piece Powder Bath



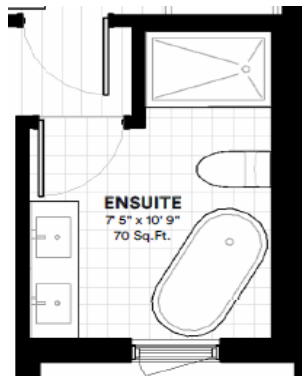
BATHROOM 2

Standard 3-Piece Bath



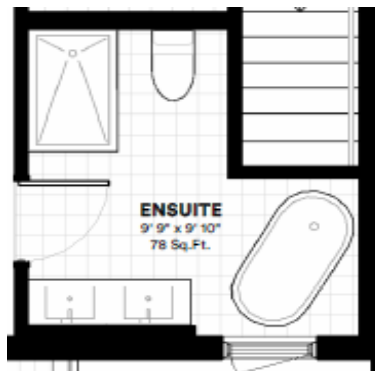
BATHROOM 3

5-Piece Primary Ensuite (center 20' wide units)



BATHROOM 4

5-Piece Primary Ensuite (center 20' wide units)



BATHROOM 5

5-Piece Primary Ensuite (end 24' wide units)

Scheme - SHALE

Spruce + Arrow Design Co.
250-814-3822
designs@spruceandarrow.ca
Unit 2, 616 3rd St. W. Revelstoke BC.



CLIENT: Northland Properties - Benchlands Townhomes

EMAIL: lmcintyre@revelstokemountainresort.com

DATE: 2025-11-10

For Budgeting Purposes Only

Designer's Rep/Supplier: Colby Russell @ Revelstoke United Floors - colby@revelstokeunitedfloors.ca

1 - FLOORING + TILE

V1 - VINYL PLANK




NAME: Engineered Luxury Vinyl Plank
COLOUR/FINISH: Expedition Collection - Marcona #6052
BRAND: Beaulieu
CODE: 6052
DIMENSIONS: 8.858"W x 72.047"L x 0.335" (8.5mm) total thickness
QTY: Contractor to Perform Takeoff's
NOTES: Click together system, float installation, 0.55mm wear layer

Cork backing for greater temperature and high soundproof rating


Selected as highly preferred by installers for quality + ease of installation

T1 - WALL TILE *(Kitchen Backsplash)*




NAME: Zellige Neo
COLOUR/FINISH: Gesso
BRAND: Daltile
CODE: ZL11
DIMENSIONS: 4x4 Tile (3-3/4" x 3-3/4" x 5/16"thk).
QTY: Contractor to Perform Takeoff's
PATTERN: Stacked Lay as shown
GROUT: Mapei #5077 Frost Grout (as tight grout lines as possible)
TILE EDGE: Bright White BW Schluter Edge as necessary

T2 - ACCENT WALL TILE *(Powder bath 1 - wall behind vanity + toilet)*



NAME: Puzzle Porcelain Tile
COLOUR/FINISH: Mex Anglesey Matte
BRAND: Stone Tile
CODE: PPUZ-XPAN-MCL-02500250-MATT-014-00
DIMENSIONS: 8" x 8" x 1/4" thk.
QTY: Contractor to Perform Takeoff's
PATTERN: Random brick lay as shown, alternating direction of patterns
GROUT: Mapei #5077 Frost Grout (as tight grout lines as possible)
TILE EDGE: No tile edge necessary - wall to wall install

T3 - FLOOR + WALL TILE *(All bathroom floors, shower floors, and Bath 2, 3 + 4 bath/shower walls)*



NAME:	Masterplan Porcelain Tile
COLOUR/FINISH:	Block, Cinder - Matte finish
BRAND:	Stone Tile
CODE:	PMAS-CINB-GRM-06000600-MATT-009-00
DIMENSIONS:	60x60x0.9cm (24" x 24")
QTY:	Contractor to Perform Takeoff's
PATTERN:	Stacked Lay
GROUT:	Mapei #5103 Cobblestone grout, as tight grout lines as possible
TILE EDGE:	Brushed Nickel Schluter Edge as necessary

T4 - ACCENT WALL TILE *(Bathroom 2, 3 + 4 - Feature tub/shower wall tile on long wall /back wall only. Primary bathroom 5 shower walls (both walls))*



NAME:	Cocoon Porcelain Tile
COLOUR/FINISH:	Glee, Matte finish
BRAND:	Ames Tile & Stone
CODE:	CCGL848
DIMENSIONS:	8" x 48"
QTY:	Contractor to Perform Takeoff's
PATTERN:	Horizontal Lay - random vertical seam
GROUT:	Mapei #5103 Cobblestone grout, as tight grout lines as possible
TILE EDGE:	Brushed Nickel Schluter Edge as necessary


SHOWER + TUB DETAILS



SHOWER / TUB NICHES

NAME:	Custom shower niche w/ quartz frame
COLOUR/FINISH:	CT1 Quartz Frame, T4 tile in back wall of niche
DIMENSIONS:	Niche Approx. 14"H x 24"W X 4-6"D, 3cm thk quartz
QTY:	Contractor to Perform Takeoff's
NOTES:	See drawings for locations and details

SHOWER BASE



NAME:	Custom Shower Base
COLOUR/FINISH:	T3 finish
DIMENSIONS:	Refer to drawings (approx. 3"H x 4"D curb)
QTY:	Contractor to Perform Takeoff's
NOTES:	Brushed Nickel Schluter Edge as necessary

SHOWER DRAIN




NAME:	Square drain - Floral - Schluter Kerdi Drain
COLOUR/FINISH:	Matte Black
CODE:	KDIF4 GRK MGS D5
DIMENSIONS:	4" square
QTY:	Contractor to Perform Takeoff's
NOTES:	Off set drain to be located under showerhead

~~CUSTOM SHOWER DETAILS (Primary Bathroom 4)~~



~~SHOWER NICHE~~

NAME:	Custom shower niche w/ quartz frame
COLOUR/FINISH:	CT1 Quartz Frame
DIMENSIONS:	Niche Approx. 14"H x 24"W X 4-6"D, 3cm thk quartz
QTY:	Contractor to Perform Takeoff's
NOTES:	See drawings for locations and details



~~SHOWER OPENING + CURB~~

NAME:	Standard framed shower opening with curb
COLOUR/FINISH:	T3 on opening of doorway return, CT1 on curb threshold
DIMENSIONS:	approx 26"-30" wide opening
QTY:	Contractor to Perform Takeoff's
TILE EDGE:	Brushed Nickel Schluter Edge



~~SHOWER DRAIN~~

NAME:	Linear drain—Square—Schluter Kerdi Drain
COLOUR/FINISH:	Matte Black
DIMENSIONS:	approx. 2"W x entire length of shower
QTY:	Contractor to Perform Takeoff's
NOTES:	To be located against wall under shower controls

Scheme - SHALE

Spruce + Arrow Design Co.
250-814-3822
designs@spruceandarrow.ca
Unit 2, 616 3rd St. W. Revelstoke BC.




CLIENT: Northland Properties - Benchlands Townhomes

EMAIL: lmcintyre@revelstokemountainresort.com

DATE: 2025-11-10

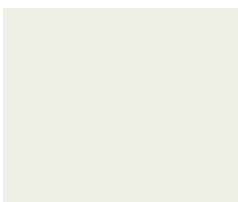
Designer's Rep/Supplier: Kaitlin @ Expressive Interiors - paint@expressiveinteriors.ca

2 - WALL FINISHES



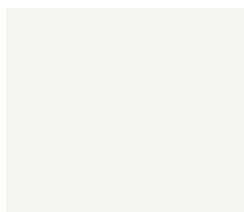
PT1 - WALL COLOUR

NAME: Regal or Ben Paint
COLOUR/FINISH: White Dove - Eggshell Finish
BRAND: Benjamin Moore
CODE: OC-17



PT2 - BASE + TRIM COLOUR

NAME: Regal or Ben Paint
COLOUR/FINISH: White Dove - Satin/Pearl Finish
BRAND: Benjamin Moore
CODE: OC-17



PT3 - CEILING COLOUR

NAME: Waterborne Ceiling Paint
COLOUR/FINISH: Ceiling White 508 09, Ultra Flat Finish
BRAND: Benjamin Moore
CODE: CEIL-WH01



PT4 - INTERIOR DOOR COLOUR

NAME: Scuff-X
COLOUR/FINISH: Wrought Iron - Matte Finish
BRAND: Benjamin Moore
CODE: 2124-10

CLIENT: Northland Properties - Benchlands Townhomes

EMAIL: lmcintyre@revelstokemountainresort.com

DATE: 2025-11-10


3 - INTERIOR DETAILS

WINDOW TRIM



NAME:	Primed MDF Casing
COLOUR/FINISH:	Painted PT2
BRAND:	Alexandria Mouldings
CODE:	90423
DIMENSIONS:	5/8" x 3" x 16'
QTY:	Contractor to Perform Takeoff's
NOTES:	Can be subbed with alternate brand equivalent if necessary
INSTALL:	Mitered Corners

DOOR TRIM



NAME:	Primed MDF Casing
COLOUR/FINISH:	Painted PT2
BRAND:	Alexandria Mouldings
CODE:	90423
DIMENSIONS:	5/8" x 3" x 16'
QTY:	Contractor to Perform Takeoff's
NOTES:	Can be subbed with alternate brand equivalent if necessary
INSTALL:	Mitered Corners

BASEBOARD



NAME:	Primed MDF Baseboard
COLOUR/FINISH:	Painted PT2
BRAND:	Alexandria Mouldings
CODE:	5128
DIMENSIONS:	1/2" x 5-1/4"
QTY:	Contractor to Perform Takeoff's
NOTES:	Can be subbed with alternate brand equivalent if necessary




INTERIOR DOORS

NAME: Berkley 7-Panel Horizontal Solid Core Door
COLOUR/FINISH: Solid Core, painted PT4
BRAND: Masonite
DIMENSIONS: Varies
QTY: Contractor to Perform Takeoff's
NOTES: Can be subbed with alternate brand equivalent if necessary



INTERIOR DOOR HANDLES

NAME: Select T-Bar Smooth Lever w/ Disk Rosette
COLOUR/FINISH: Flat Black
BRAND: Emtek
CODE: 5209US19.TAUS19.SMUS19.LH, 5209US19.TAUS19.SMUS19.RH,
C5209US19.TAUS19.SMUS19
QTY: Contractor to Perform Takeoff's
NOTES: Bedroom + Bathrooms - Privacy Style
Closets - Passage or Dummy Style



POCKET DOOR HANDLES

NAME: Round Pocket Door Tubular Lock
COLOUR/FINISH: Flat Black
BRAND: Emtek
CODE: 2145US19
DIMENSIONS: 2-3/8" round
QTY: Contractor to Perform Takeoff's
NOTES: Privacy Function

BYPASS SLIDING DOOR HANDLES




NAME: Round Flush Pull
COLOUR/FINISH: Flat Black
BRAND: Emtek
CODE: 221119
DIMENSIONS: 1-1/2" diam
QTY: Contractor to Perform Takeoff's
NOTES:



DOOR HINGES

NAME: Residential Duty Steel, Plain Bearing Hinge
COLOUR/FINISH: Flat Black
BRAND: Contractor preferred
DIMENSIONS: 3-1/2" x 3-1/2"
QTY: Contractor to Perform Takeoff's
NOTES: 1/4" radius corners

STANDARD CLOSET DETAILS

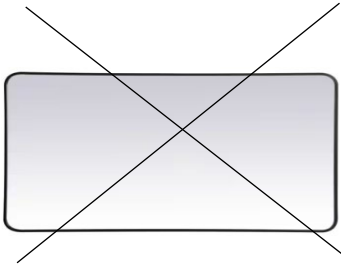


NAME: Custom floating shelves w/ rods below
SHELVES: Custom floating shelves
MATERIAL: Slab style textured melamine - match MW1
FINISH: To be confirmed with sample review - black stained wood look
SIZE: Approx. 2"H x 14"D
RODS: Heavy duty hanging rod
MATERIAL: Black
SIZE: approx. 1-1/2" heavy-duty
QTY: Contractor to Perform Takeoff's




M1 - MIRROR *(Bathrooms 1 + 2)*

NAME: MR802436BK
COLOUR/FINISH: Black
BRAND: Elegant Furniture & Lighting
CODE: MR802436BK
DIMENSIONS: 24"W x 36"H
QTY: Contractor to Perform Takeoff's (1 Per Bathroom)




~~M2 - MIRROR~~ *(Bathroom 3)*

NAME: MR803060BK
COLOUR/FINISH: Black
BRAND: Elegant Furniture & Lighting
CODE: MR803060BK
DIMENSIONS: 60"W x 30"H
QTY: Contractor to Perform Takeoff's (1 Per Bathroom)



M2 - MIRROR *(Bathroom 3, 4 + 5)*

NAME: MR1B4230BLK
COLOUR/FINISH: Black
BRAND: Elegant Furniture & Lighting
CODE: MR1B4230BLK
DIMENSIONS: 42"W X 30"H
QTY: Contractor to Perform Takeoff's (1 Per Bathroom)



STAIR DETAILS

TREAD:	V1 Closed Vinyl Plank tread installed seamlessly with main flooring
NOSING:	V1 Custom made flush vinyl plank nosing made by flooring supplier
RISER:	V1 Vinyl Plank riser
STRINGER:	If stringer is required, paint PT2 to match baseboard.
NOTES:	

HANDRAIL DETAILS

HANDRAIL:	Standard square wood handrail with eased edges.
FINISH:	Clear finish to match MW1
BRACKET:	Square Fixed Handrail Bracket - Satin Black #PBRC312SQB



CLIENT: Northland Properties - Benchlands Townhomes

EMAIL: lmcintyre@revelstokemountainresort.com

DATE: 2025-11-10

4 -MILLWORK



MW1 - CABINET DOOR/DRAWER *(All cabinetry)*

STYLE:	Slab style textured melamine
INSIDE PROFILE:	N/A
OUTSIDE PROFILE:	Square
COLOUR/FINISH:	HPL 888 Nova Black, Riviera Oak
BRAND:	Uniboard Panels
NOTES:	Vertical Grain ***supply any alternate product sample to designers for approval

Feature millwork areas to include mudroom, laundry, office, dining nook and closets.



MW2 - ISLAND BACK DETAIL

STYLE:	Fluted island back detail, stained white oak
COLOUR/FINISH:	White Oak, stained black to match melamine
BRAND:	Custom
DIMENSIONS:	approx. 1" flutes
NOTES:	***supply any alternate product sample to designers for approval

5 -HARDWARE

HW1 - CABINET PULLS *(Drawers + Doors)*



NAME:	Modern Metal Pull - 873
COLOUR/FINISH:	Matte Black
BRAND:	Richelieu
CODE:	BP873192900
DIMENSIONS:	7-15/16" overall
QTY:	Millworker to Perform Takeoff's

HW3 - APPLIANCE PULL *(Fridge Doors/Drawer + Dishwasher)*



NAME:	Appliance Pull - Modern Metal Pull - 873
COLOUR/FINISH:	Matte Black
BRAND:	Richelieu
CODE:	BP873457900
DIMENSIONS:	18"
QTY:	Millworker to Perform Takeoff's (4 per unit)

Scheme - SHALE

Spruce + Arrow Design Co.
250-814-3822
designs@spruceandarrow.ca
Unit 2, 616 3rd St. W. Revelstoke BC.



CLIENT: Northland Properties - Benchlands Townhomes

EMAIL: lmcintyre@revelstokemountainresort.com

DATE: 2025-11-10

Designer's Rep/Supplier: Lise Paradis @ HanStone - lparadis@hanstone.ca

6 - COUNTERS

CT1 - QUARTZ COUNTERS



NAME: Engineered Quartz
COLOUR/FINISH: Awaken - Polished Finish
BRAND: HanStone Quartz
DIMENSIONS: 3cm THK.
NOTES: Square Edge
***Please supply any alternate product sample to designers for approval



CT1 - MATCHING QUARTZ (*Kitchen Backsplash*)

NAME: Engineered Quartz
COLOUR/FINISH: Awaken - Polished Finish
BRAND: HanStone Quartz
DIMENSIONS: 3cm THK. - approx. 10" height (to be confirmed w/ drawings)
NOTES: Square Edge
NOTES: Quartz to have small, 1.5"D cap on top for tile to sit on. (same detail as image)
***Please supply any alternate product sample to designers for approval
[Detail in main house only, not suite](#)



CT1 - KITCHEN COUNTER WATERFALL (*Island*)

NAME: Engineered Quartz
COLOUR/FINISH: Awaken - Polished Finish
BRAND: HanStone Quartz
DIMENSIONS: See drawings for details - 3cm thk.
NOTES: Square Edge
NOTES: Waterfall detail on both sides of island
***Please supply any alternate product sample to designers for approval

POWDER BATH BACKSPLASH *(Bath 1)*

NOTES: No backplash in powder baths - T2 feature wall tile behind




CT1 - 4" MATCHING QUARTZ BACKSPLASH *(Bath 2 only)*

NAME: Engineered Quartz
COLOUR/FINISH: Awaken - Polished Finish
BRAND: HanStone Quartz
DIMENSIONS: 3cm THK. - 4" height
NOTES: Square Edge
NOTES: Backsplash to run along back wall of vanity only.
***Please supply any alternate product sample to designers for approval



CT1 - 8" MATCHING QUARTZ BACKSPLASH *(Bath 3, 4 + 5)*

NAME: Engineered Quartz
COLOUR/FINISH: Awaken - Polished Finish
BRAND: HanStone Quartz
DIMENSIONS: 3cm THK. - 8" height
NOTES: Square Edge
NOTES: Backsplash to run along back wall of vanity only.
***Please supply any alternate product sample to designers for approval



~~CT1 - SHOWER THRESHOLD *(Primary Bath 4)*~~

~~NAME: Engineered Quartz
COLOUR/FINISH: Awaken - Polished Finish
BRAND: HanStone Quartz
DIMENSIONS: 3cm THK.
NOTES: Square Edge~~



CT1 - QUARTZ NICHE FRAMES *(Bathroom 2, 3, 4 + 5)*

NAME: Engineered Quartz
COLOUR/FINISH: Awaken - Polished Finish
BRAND: HanStone Quartz
DIMENSIONS: 3cm THK.
NOTES: Square Edge

Scheme - SHALE

Spruce + Arrow Design Co.
250-814-3822
designs@spruceandarrow.ca
Unit 2, 616 3rd St. W. Revelstoke BC.



CLIENT: Northland Properties - Benchlands Townhomes

EMAIL: lmcintyre@revelstokemountainresort.com

DATE: 2025-11-10

Designer's Rep/Supplier: Lauren Valhalla @ Splashes/Andrew Sheret Salmon Arm - lauren.valhalla@sheret.com

7 - PLUMBING



KITCHEN FAUCET

NAME: Odin Pull-Down Faucet with Square Spout
COLOUR/FINISH: Matte Black
BRAND: Brizo
CODE: 63065LF-BLLHP + HLK175-BL (handle)
DIMENSIONS: 14-5/8"H x 9"D x 3-1/8"W
QTY: Contractor to Perform Takeoff's



KITCHEN SINK

NAME: Precision U 2
COLOUR/FINISH: 18-gauge stainless steel
BRAND: Blanco
CODE: 400399
DIMENSIONS: 32"W x 18"D x 10"H
QTY: Contractor to Perform Takeoff's
NOTES: Undermount Install



KITCHEN SINK *(Suite Only if required)*

NAME: Precision U 1
COLOUR/FINISH: Stainless Steel
BRAND: Blanco
CODE: 400397
DIMENSIONS: 19"W x 18"D
QTY: Contractor to Perform Takeoff's



VANITY SINK *(All bathrooms)*


NAME: Atherton Under Counter Lavatory
COLOUR/FINISH: Cotton White - Black Drain
BRAND: Toto
CODE: LT221#01
DIMENSIONS: 17"W x 13"D x 4"D
QTY: Contractor to Perform Takeoff's

BATHROOM FAUCET *(Bathroom 1 + 2)*



NAME: Jason Wu for Brizo Single-Handle Lavatory Faucet
COLOUR/FINISH: Matte Black
BRAND: Brizo
CODE: 65175LF-BL
QTY: Contractor to Perform Takeoff's

BATHROOM FAUCET *(Primary bathroom 4)*



NAME: Jason Wu for Brizo Two-Handle Wall Mount Lavatory Faucet
COLOUR/FINISH: Matte Black
BRAND: Brizo
CODE: T65875LF-BLLHP + HL5875-BL (lever handles) + R65800 (two-handle lavatory rough)
DIMENSIONS: 7-9/16"H x 5-1/5"D x 3-1/4"W
QTY: Contractor to Perform Takeoff's (2 per bathroom)

BATHROOM FAUCET *(Primary Bathroom 3, 4 + 5)*



NAME: Jason Wu for Brizo Widespread Lavatory Faucet
COLOUR/FINISH: Matte Black
BRAND: Brizo
CODE: 65375LF-BLLHP-ECO (faucet less handles) + HL5373-BL (low lever handles)
QTY: Contractor to Perform Takeoff's (2 per bathroom)

STANDARD SHOWER SYSTEM *(In all locations with showers - Bath 2, 3 + 4)*



NAME: Essential Shower Series -
1 Linear Round Slide Bar With Hose
2 Linear Round H2Okinetic Single Function Handshower
3 16" Linear Round Wall Mount Shower Arm And Flange
4 12" Linear Round Single-Function Raincan Shower Head
5 Jason Wu for Brizo Pressure Balance Valve with Integrated 3-Function Diverter Trim
COLOUR/FINISH: Matte Black
BRAND: Brizo
CODE: 1 74792-BL (Linear Round Slide Bar w/ Hose)
2 RP73147BL (handshower)
3 RP71648BL (shower arm and flange)
4 81392-BL (rain shower head)
5 T75P575-BLLHP (trim) + HL75P75-BL (handles) + R75000 (rough)
QTY: Contractor to Perform Takeoff's
NOTES: Valve mounted on a different wall than fixtures are located - see drawings for detail



STANDARD TUB/SHOWER SYSTEM *(In Bath 2 with tub/shower combo units/alcove tubs)*

NAME: Essential Shower Series -

- 1 Linear Round Slide Bar With Hose
- 2 Linear Round H2Okinetic Single Function Handshower
- 3 16" Linear Round Wall Mount Shower Arm And Flange
- 4 12" Linear Round Single-Function Raincan Shower Head
- 5 Jason Wu for Brizo TempAssure Thermostatic Valve with Integrated 6-Function Diverter Trim
- 6 Linear Round Diverter Tub Spout

COLOUR/FINISH: Matte Black

BRAND: Brizo

CODE: 1 74792-BL (Linear Round Slide Bar w/ Hose)
2 RP73147BL (handshower)
3 RP71648BL (shower arm and flange)
4 81392-BL (rain shower head)
5 T75675-BL (trim) + R75000 (rough)
6 RP81438BL (tub spout)

QTY: Contractor to Perform Takeoff's

NOTES: Valve mounted on a different wall than fixtures are located - see drawings for detail



ROMAN TUB SPOUT *(Bathroom 3 + 4)*

NAME: Jason Wu for Brizo Roman Tub Faucet with Handshower

COLOUR/FINISH: Matte Black

BRAND: Brizo

CODE: T67475-BLLHP (filler) + HL675-BL (handles) + R64707 (rough)

QTY: Contractor to Perform Takeoff's

NOTES:



~~FREESTANDING TUB *(Bathroom 3 + 4)*~~

~~NAME: Glace Flash Freestanding Tub w/ White Drain (For deck-mount/roman tub filler)~~

~~COLOUR/FINISH: White High-Gloss Acrylic~~

~~BRAND: Look Bath~~

~~CODE: 4028205 (Sheret code)~~

~~DIMENSIONS: 67" x 31.5" x 22-4/5"~~

~~QTY: Contractor to Perform Takeoff's~~

~~NOTES: Offset center drain~~

FREESTANDING TUB *(Bathroom 3, 4 + 5)*



NAME: Eldora 5832 AcrylX Freestanding Center Drain Bathtub

COLOUR/FINISH: White

BRAND: Maax

CODE: 106992-000-002-100

DIMENSIONS: 58"L x 32"W x 23"H

QTY: Contractor to Perform Takeoff's

NOTES: Offset Center Drain. 1 Tub - 2 Pieces



ALCOVE TUB *(Bathroom 2 where tub is noted)*

NAME: Rubix 6032 Alcove Tub with Double Tiling Flange
 COLOUR/FINISH: White
 BRAND: Maax
 CODE: 6452328 (Sheret code)
 DIMENSIONS: 60"W x 32"D
 QTY: Contractor to Perform Takeoff's
 NOTES: Contractor to determine if RH or LH drain is required.



CURTAIN ROD *(Bathroom 2 where tub is noted)*

NAME: Straight Shower Rod - Round Blacking
 COLOUR/FINISH: Matte Black (48)
 BRAND: Kartners
 CODE: KSR-5SS/ KSR-6SS
 QTY: Contractor to Perform Takeoff's
 NOTES: Reach out to Lauren @ Splashes for rod details.



SHOWER DOOR - SLIDING *(Bathroom 2, 3 + 4)*

NAME: Custom Frameless Shower Glass w/ Sliding Door
 COLOUR/FINISH: Matte Black Hardware
 DIMENSIONS: Approx. 48"W x 77"H, or 60"W x 77"H (location dependant)
 QTY: Contractor to Perform Takeoff's
 NOTES: Fixed door located on showerhead side.



SHOWER DOOR - SWING w/ RETURN *(Bathroom 5)*

NAME: Custom Frameless Shower Glass w/ Swing Door
 COLOUR/FINISH: Matte Black Hardware
 DIMENSIONS: Approx. 48"W X 36" x 77"H
 QTY: Contractor to Perform Takeoff's
 NOTES: Fixed panel located on shower head side & return, door location closest to glass return



SHOWER SHIELD - OPTION 2 *(Bathroom 3)*

NAME: Custom Frameless Fixed Panel Shower Glass
 COLOUR/FINISH: Black Hardware
 DIMENSIONS: Approx. 36"W x 77"H (prefer floor to ceiling)
 QTY: Contractor to Perform Takeoff's
 NOTES: Fixed panel located on showerhead side.



OPTIONAL SHOWER DOOR *(Bathroom 4)*

NAME: Custom Shower Glass, Frameless Swing Door
 COLOUR/FINISH: Black Hardware
 DIMENSIONS: Approx. 26" - 30" wide x 72" ht
 QTY: Contractor to Perform Takeoff's
 NOTES: See drawings to confirm hinge side



TOILET

NAME:	Nexus Elongated ADA Toilet Bowl w/ Tornado Flush, Nexus 4.8L Toilet Tank and Soft Close Elongated Toilet Seat + Lid	
COLOUR/FINISH:	White	
BRAND:	Toto	
CODE:	1061220 (Sheret code)	Toilet Tank
	1061210	Toilet Bowl
	1060845	Seat
QTY:	Contractor to Perform Takeoff's	
NOTES:	Order w/ Nexus Trip Lever Mt, Blk. #THU750#MBL	

BATHROOM HARDWARE/ACCESSORIES

TOWEL BAR



NAME:	Jason Wu for Brizo 24" Towel Bar
COLOUR/FINISH:	Matte Black
BRAND:	Brizo
CODE:	692475-BL
DIMENSIONS:	24" c to c
QTY:	Contractor to Perform Takeoff's

HAND TOWEL HOOK



NAME:	Litze 8" Towel Bar
COLOUR/FINISH:	Matte Black / Brilliance Luxe Steel
BRAND:	Brizo
CODE:	694735-BLSL
DIMENSIONS:	8" c to c
QTY:	Contractor to Perform Takeoff's

TOWEL HOOK



NAME:	Jason Wu for Brizo Single Robe Hook
COLOUR/FINISH:	Matte Black
BRAND:	Brizo
CODE:	693575-BL
QTY:	Contractor to Perform Takeoff's

TISSUE HOLDER



NAME:	Litze Tissue Holder
COLOUR/FINISH:	Matte Black
BRAND:	Brizo
CODE:	695035-BL
QTY:	Contractor to Perform Takeoff's

CLIENT: Northland Properties - Benchlands Townhomes

EMAIL: lmcintyre@revelstokemountainresort.com

DATE: 2025-11-10

8 - LIGHTING + ELECTRICAL

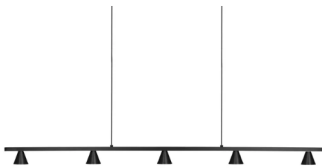
Designer's Rep/Supplier: Trish Wright @ Robinson Lighting Kelowna - Trishw@robinsonlighting.com

L1 - POTLIGHTS



NAME: Standard 4" pot light
COLOUR/FINISH: White trim/case
BRAND: contractor/electrician preferred
DIMENSIONS: 4" Diam.
QTY: Electrician to Perform Takeoff's
NOTES: *3000K Colour temperature

L2 - KITCHEN ISLAND/PENINSULA LIGHT



NAME: Dune 47" Linear Pendant
COLOUR/FINISH: Balck
BRAND: Kuzco
CODE: LP19947-BK-UNV
DIMENSIONS: 47-1/2 L x 2-1/4 W x 3-1/8 H
QTY: Contractor to Perform Takeoff's

L3 - DINING ROOM PENDANT



NAME: Novo Chandelier
COLOUR/FINISH: Black with Opal Glass
BRAND: Matteo
CODE: C81743BKOP
DIMENSIONS: 33 3/4"L x 30 3/8"W x 9 5/8"H
QTY: Contractor to Perform Takeoff's

L4 - VANITY SCONCE *(Powder Bath 1 - located above toilet)*



NAME: DANOISE 9" WALL/CEILING LIGHT
COLOUR/FINISH: Matt Black
BRAND: Luminaire Authentik
CODE: DANOISE-0906-LA40-BKM
DIMENSIONS: 9"
QTY: Contractor to Perform Takeoff's

L5 - VANITY SCONCE *(Bathroom 2)*



NAME: Pearlesque
COLOUR/FINISH: Matte Black
BRAND: Matteo
CODE: S05103MBOP
DIMENSIONS: 24"W x 6 3/8"H x 4"E
QTY: Contractor to Perform Takeoff's

L6 - VANITY SCONCE *(Bathroom 3, 4 + 5)*



NAME: Pearlesque
COLOUR/FINISH: Matte Black
BRAND: Matteo
CODE: S05105MBOP
DIMENSIONS: 37 7/8"W x 6 3/8"H x 4"E
QTY: [Contractor to Perform Takeoff's \(1 per ensuite\)](#)

L7 - CEILING LIGHT *(Bedrooms)*



NAME: Novo Semi-Flush Mount
COLOUR/FINISH: Black/ Opal Glass
BRAND: Matteo
CODE: X81743BKOP
DIMENSIONS: 14 1/2" Diam
QTY: Contractor to Perform Takeoff's

L8 - STANDARD FLUSH-MOUNT *(As required)*




NAME: Salem 14" Flush Mount
COLOUR/FINISH: Black/Clear Glass
BRAND: Kuzco
CODE: FM570314MBCL
DIMENSIONS: 14" Diam.
QTY: Contractor to Perform Takeoff's
NOTE: As needed is closets, family room, entry, pantry etc. don't have pot lights

L9 - ACCENT SCONCES *(As required)*



NAME: Betty 6" Wall Sconce
COLOUR/FINISH: Matte Black/Opal Glass
BRAND: Kuzco/Alora mood
CODE: WV473706MBOP
DIMENSIONS: 6-3/8 W x 13-1/4 H x 8 E
QTY: Contractor to Perform Takeoff's
NOTES: Stairwell, within dining millwork, office etc.



L10- UNDER CABINET LIGHTING *(Kitchen)*

NAME: LED strip lighting
COLOUR/FINISH: LED light with frosted cover
DIMENSIONS: To run entire length of upper cabinets in kitchens
QTY: Contractor to Perform Takeoff's
NOTES: 3000K light temperature

L11 - EXTERIOR SCONCES

NAME: To be spec'd by Architect
QTY: Contractor to Perform Takeoff's (As required)
NOTE:

Scheme - SHALE

Spruce + Arrow Design Co.
250-814-3822
designs@spruceandarrow.ca
Unit 2, 616 3rd St. W. Revelstoke BC.



CLIENT: Northland Properties - Benchlands Townhomes

EMAIL: lmcintyre@revelstokemountainresort.com

DATE: 2025-11-10

Designer's Rep/Supplier: Dimpy Sanghera @ City Furniture Revelstoke - cityfurniturerevelstoke@gmail.com

9 - APPLIANCES

KITCHENAID OPTION



RANGE OPTION 1 (Gas)

NAME: 5-Burner Gas Convection Front Control Range
COLOUR/FINISH: Stainless Steel
BRAND: KitchenAid
CODE: KSGG700ESS
DIMENSIONS: 30"W x 36"H
QTY: Contractor to Perform Takeoff's



RANGE OPTION 2 (Induction)

NAME: 4-Element Induction Slide-In Convection Range w/ Air Fry
COLOUR/FINISH: Stainless Steel
BRAND: KitchenAid
CODE: KSIS730PSS
DIMENSIONS: 30"W x 36"H
QTY: Contractor to Perform Takeoff's



FRIDGE

NAME: 36"W Built-In Panel Ready French Door Refrigerator
COLOUR/FINISH: Panel-Ready
BRAND: KitchenAid
CODE: KBFN506EPA
DIMENSIONS: 83.38"H x 36.25"W x 27.75"D
QTY: Contractor to Perform Takeoff's



DISHWASHER

NAME: PrintShield Finish Flush-To-Cabinet Dishwasher w/ FreeFlex Fit
Third Level Rack
COLOUR/FINISH: Panel-Ready
BRAND: KitchenAid
CODE: KDTF924PPA
DIMENSIONS: standard 24"W
QTY: Contractor to Perform Takeoff's

BOSCH OPTION



RANGE OPTION 1 (Gas)

NAME: 800 Series 30" Gas Slide-in Range
COLOUR/FINISH: Stainless Steel
BRAND: Bosch
CODE: HGI8056UC
DIMENSIONS: 30"W x 36"H
QTY: Contractor to Perform Takeoff's



RANGE OPTION 2 (Induction)

NAME: Benchmark Series 30" Induction Slide-in Range
COLOUR/FINISH: Stainless Steel
BRAND: Bosch
CODE: HIIP057U
DIMENSIONS: 30"W x 36"H
QTY: Contractor to Perform Takeoff's



FRIDGE

NAME: Benchmark Series 36" Built-In Custom Panel French Door
COLOUR/FINISH: Panel-Ready
BRAND: Bosch
CODE: B36IT905NP
DIMENSIONS: 84"H x 35-3/4"W x 24"D
QTY: Contractor to Perform Takeoff's



DISHWASHER

NAME: 800 Series 24" Custom Panel Dishwasher
COLOUR/FINISH: Panel-Ready
BRAND: Bosch
CODE: CHV78CM3N
DIMENSIONS: standard 24"W
QTY: Contractor to Perform Takeoff's



RECESSED HOOD FAN

NAME: Q2 30" Insert
COLOUR/FINISH: Stainless Steel
BRAND: Victory Range Hoods
DIMENSIONS: 29-1/8"W x 14-1/2"H x 15"D
QTY: Contractor to Perform Takeoff's
NOTE: Can customize CFM, venting size + venting direction



BUILT-IN MICROWAVE

NAME: 300 Series Built-in Microwave Oven 24"
COLOUR/FINISH: Stainless Steel
CODE: HMB30155UC
BRAND: Bosch
DIMENSIONS: 13 5/8" x 24 3/8" x 19 11/16"
QTY: Contractor to Perform Takeoff's



WASHER

NAME: 5.2 cu. Ft. Smart Front Load Energy Star Cert. Washer w/
FreshFlow Vent System
COLOUR/FINISH: Radiant Silver
BRAND: Whirlpool
CODE: WFW5720RR
DIMENSIONS: 31.56"D x 39"H x 27"W
QTY: Contractor to Perform Takeoff's



DRYER

NAME: 7.4 cu. Ft. Smart Front Load Energy Star Cert. Dryer w/ Wrinkle
Shield Option
COLOUR/FINISH: Radiant Silver
BRAND: Whirlpool
CODE: YWED5720RR
DIMENSIONS: 31.56"D x 39"H x 27"W
QTY: Contractor to Perform Takeoff's



PEDESTALS *(Optional)*

NAME: 15.5" Pedestal for Front Load Washer and Dryer w/ Storage
COLOUR/FINISH: Radiant Silver
BRAND: Whirlpool
CODE: WFP2715RR
DIMENSIONS: 27.31"D x 15.5"H x 27"W
QTY: Contractor to Perform Takeoff's (2 per unit-1 washer, 1 dryer)

SUITE APPLIANCES (AS REQUIRED)



RANGE

NAME: 24" Freestanding Electric Range
COLOUR/FINISH: Stainless Steel
BRAND: Frigidaire
CODE: FCFE242CAS
DIMENSIONS: 23-1/2"W x 23-5/8"D x 36"H
QTY: Contractor to Perform Takeoff's



FRIDGE

NAME: Bottom Freezer Refrigerator
COLOUR/FINISH: Brushed Steel
BRAND: Frigidaire
CODE: FRBG1224AV
DIMENSIONS: 23-3/5"W x 27-1/5"D x 72-4/5"H
QTY: Contractor to Perform Takeoff's



OTR MICROWAVE/HOOD FAN COMBO

NAME: 24" Over-The-Range Microwave
COLOUR/FINISH: Stainless
BRAND: Frigidaire
CODE: UMV1422U S
DIMENSIONS: 17"H x 23-7/8"W x 16-3/16"D
QTY: Contractor to Perform Takeoff's

Scheme - SHALE

Spruce + Arrow Design Co.
250-814-3822
designs@spruceandarrow.ca
Unit 2, 616 3rd St. W. Revelstoke BC.




CLIENT: Northland Properties - Benchlands Townhomes

EMAIL: lmcintyre@revelstokemountainresort.com

DATE: 2025-11-10

10 - FIREPLACE



FIREPLACE

NAME: LT1 Direct Vent Gas Fireplace
COLOUR/FINISH: Black
BRAND: Valor
CODE: 2500KN/KP
DIMENSIONS: 40" w x 17 ½" h viewing area
QTY: Contractor to Perform Takeoff's
NOTES: Birch Logs (1505BLKV2) + Fluted Black Liner (2515FBL)
Install w/ 1" adjustable finishing trim



STONE

NAME: Quarry LedgeStone
COLOUR/FINISH: Providence
BRAND: Pangaea Natural Stone Inc.
DIMENSIONS: Up to 16"L x Up to 8"H x Average 1-1/4" Thk.
QTY: Contractor to Perform Takeoff's
NOTES: Dry Stacked lay as shown
NOTES: No Mantel