

2025-11-10


Revision 3 - Nov 2025

Spruce + Arrow Design Co.  
250-814-3822  
designs@spruceandarrow.ca  
Unit 2, 616 3rd St. W. Revelstoke BC.



## BENCHLANDS TOWNHOMES - SELECTIONS PACKAGE

Colour Scheme 2 - **FLORA** (*Blue/Cool Tones/Airy/Natural*)



Scheme - FLORA

Spruce + Arrow Design Co.  
250-814-3822  
designs@spruceandarrow.ca  
Unit 2, 616 3rd St. W. Revelstoke BC.



SPRUCE + ARROW  
INTERIOR DESIGN STUDIO

## MARKETING RENDERINGS



Kitchen Rendering



Living + Dining Rendering

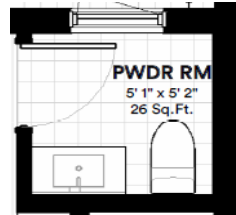
Updated Rendering Pending

Bathroom Rendering



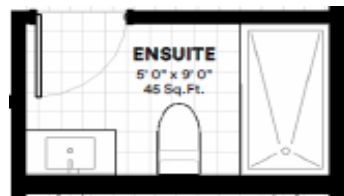
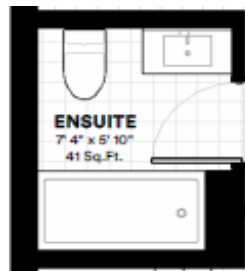
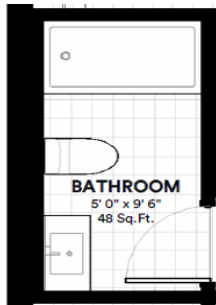
**SPRUCE + ARROW**  
INTERIOR DESIGN STUDIO

## BATHROOM TYPE LEGEND



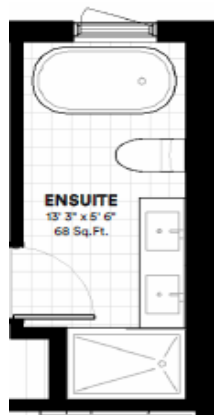
**BATHROOM 1**

2-Piece Powder Bath



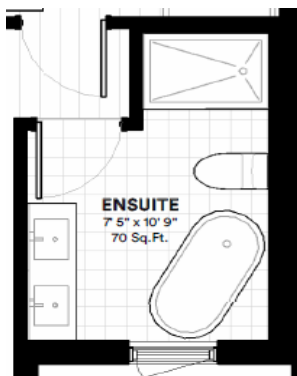
**BATHROOM 2**

Standard 3-Piece Bath



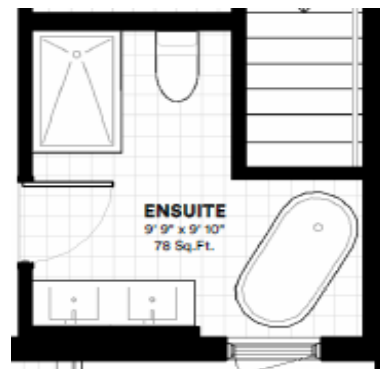
**BATHROOM 3**

5-Piece Primary Ensuite (center 20' wide units)



**BATHROOM 4**

5-Piece Primary Ensuite (center 20' wide units)



**BATHROOM 5**

5-Piece Primary Ensuite (end 24' wide units)

CLIENT: Northland Properties - Benchlands Townhomes

EMAIL: lmcintyre@revelstokemountainresort.com


DATE: 2025-11-10

For Budgeting Purposes Only

Designer's Rep/Supplier: Colby Russell @ Revelstoke United Floors - colby@revelstokeunitedfloors.ca

## 1 - FLOORING + TILE

### H1 - HARDWOOD



NAME: Engineered Hardwood Floors - Metro Line  
COLOUR/FINISH: Avondale, Brushed Texture, DuRa finish ultra matte  
BRAND: Urban Wood / Craft Flooring  
DIMENSIONS: 7.5"W, 75" plank lengths x 9/16"thk. 2mm wear layer  
QTY: Contractor to Perform Takeoff's  
NOTES: European Oak (better price point than North American)  
Please refer to drawings for direction of lay  
Available in 4 construction platforms (Metro, Di Moda, Signature, or Ovation) which vary in wood grade and lamella/wear layer thickness to meet desired price point)  
Please reach out to Brandon @ Craft Floors to develop specification to meet project needs. brandon@craftfloor.com 604-619-2652  
30 year warranty (finish), lifetime warranty (structure),  
GREENGUARD gold/CARB II Compliant

### T1 - WALL TILE *(Kitchen Backsplash - starts on top of quartz backsplash)*



NAME: Karatsu  
COLOUR/FINISH: Chalky  
BRAND: Stone Tile  
CODE: KARA-CHAL-115230-GLOS  
DIMENSIONS: 11.5X23x0.85cm  
QTY: Contractor to Perform Takeoff's  
PATTERN: Vertical stacked lay as shown (mosaic tile)  
GROUT: Mapei #5077 Frost Grout  
TILE EDGE: Bright White BW Schluter Edge as necessary (outside edge only)

---

**T2 - ACCENT WALL TILE** *(Powder Bath 1 - Wall behind vanity + toilet)*

---



NAME: Glace Porcelain Tile  
COLOUR/FINISH: Avio, Gloss Finish  
BRAND: Ames Tile & Stone  
CODE: GLAV38  
DIMENSIONS: 3" x 8"  
QTY: Contractor to Perform Takeoff's  
PATTERN: Vertical stacked lay as shown  
GROUT: Mapei #5077 Frost Grout  
TILE EDGE: No tile edge necessary - wall to wall install

---

**T3 - FLOOR + WALL TILE** *(All bathroom floors, shower floors, and bath/shower walls)*

---



NAME: Pietre Di Paragone Porcelain Tile  
COLOUR/FINISH: Gre Grigio, matte finish  
BRAND: Ames Tile & Stone  
CODE: PDGGM24  
DIMENSIONS: 24" x 24"  
QTY: Contractor to Perform Takeoff's  
PATTERN: Stacked Lay  
GROUT: Mapei #5103 Cobblestone grout, as tight grout lines as possible  
TILE EDGE: Brushed Nickel Schluter Edge as necessary

---

**T4 - ACCENT WALL TILE** *(Bathroom 2, 3 + 4 - Feature tub/shower wall tile on long wall /back wall only)*

---



NAME: Truestone Porcelain Tile  
COLOUR/FINISH: Grey, Decori - Matte finish  
BRAND: Ames Tile & Stone  
CODE: TSGRS1224  
DIMENSIONS: 12" x 24"  
QTY: Contractor to Perform Takeoff's  
PATTERN: Vertical stacked lay  
GROUT: Mapei #5103 Cobblestone grout, as tight grout lines as possible  
TILE EDGE: Brushed Nickel Schluter Edge as necessary



---

~~**T5 - ACCENT TILE** *(Primary bathroom 4 - arch frame, curb + niche frame)*~~

---

~~NAME: Studio Marble - 3" x 6"  
COLOUR/FINISH: Bianco Macchiato, Polished Marble  
BRAND: Ames Tile & Stone  
CODE: STB36  
DIMENSIONS: 3" x 6"  
QTY: Contractor to Perform Takeoff's  
PATTERN: Horizontal Brick Lay  
GROUT: Mapei #5077 Frost Grout  
TILE EDGE: No tile edge necessary (real marble)  
Natural marble needs to be sealed.~~



## T5 - ACCENT NICHE TILE *(Bathrooms 2,3,4 + 5 - back of niche)*




NAME:	Studio Marble - 2" Picket Mosaic
COLOUR/FINISH:	Bianco Macchiato, Polished Marble
BRAND:	Ames Tile & Stone
CODE:	STBMP2
DIMENSIONS:	2" picket mosaic, 12.5" x 13" sheet
QTY:	Contractor to Perform Takeoff's
PATTERN:	vertical stacked lay as shown
GROUT:	Mapei #5077 Frost Grout
TILE EDGE:	No tile edge necessary - back of niche only Natural marble needs to be sealed.

## SHOWER + TUB DETAILS



### SHOWER / TUB NICHES

NAME:	Custom shower niche w/ quartz frame
COLOUR/FINISH:	CT1 Quartz Frame
DIMENSIONS:	CT1 Quartz Frame, <a href="#">T5 tile in back wall of niche</a>
QTY:	Contractor to Perform Takeoff's
NOTES:	See drawings for locations and details



### SHOWER BASE

NAME:	Custom Shower Base - Flush with Floor
COLOUR/FINISH:	T3 finish
QTY:	Contractor to Perform Takeoff's



### SHOWER DRAIN


NAME:	Square drain - Floral - Schluter Kerdi Drain
COLOUR/FINISH:	Brushed Nickel
CODE:	KDIF4 GRK EBVG D5 or KDIF4 GRK EBCG D5
DIMENSIONS:	4" square
QTY:	Contractor to Perform Takeoff's
NOTES:	Off set drain to be located under showerhead

## CUSTOM SHOWER DETAILS *(Primary Bathroom 4)*



### SHOWER NICHES

NAME:	Custom shower niche w/ real marble tile back + frame
COLOUR/FINISH:	T5 frame/return, T6 back
DIMENSIONS:	Niche Approx. 14"H x 24"W X 4-6"D
QTY:	Contractor to Perform Takeoff's
NOTES:	No tile edge necessary - wall to wall install Natural marble needs to be sealed.



#### ARCHED SHOWER OPENING + CURB

---

NAME: Custom arch framed shower opening with curb.  
COLOUR/FINISH: T4 finish (real stone so no tile edge necessary)  
DIMENSIONS: approx 26"-30" wide opening  
QTY: Contractor to Perform Takeoff's  
NOTES: No tile edge necessary—natural marble edge  
Natural marble needs to be sealed.



#### SHOWER DRAIN

---

NAME: Linear Tileable shower drain—Schluter Kerdi Line  
COLOUR/FINISH: To be finished with T6 marble shower floor tile  
DIMENSIONS: approx. 2"W x entire length of shower  
QTY: Contractor to Perform Takeoff's  
NOTES: To be located against wall under shower controls.

Scheme - FLORA

**Spruce + Arrow Design Co.**  
250-814-3822  
designs@spruceandarrow.ca  
Unit 2, 616 3rd St. W. Revelstoke BC.




CLIENT: Northland Properties - Benchlands Townhomes

EMAIL: lmcintyre@revelstokemountainresort.com

DATE: 2025-11-10


Designer's Rep/Supplier: Kaitlin @ Expressive Interiors - paint@expressiveinteriors.ca

## 2 - WALL FINISHES



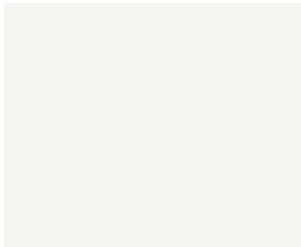
### PT1 - WALL COLOUR

NAME: Regal or Ben Paint  
COLOUR/FINISH: Silver Satin - Eggshell Finish  
BRAND: Benjamin Moore  
CODE: OC-26



### PT2 - BASE + TRIM COLOUR

NAME: Regal or Ben Paint  
COLOUR/FINISH: Oxford White - Satin/Pearl Finish  
BRAND: Benjamin Moore  
CODE: CC-30



### PT3 - CEILING COLOUR

NAME: Waterborne Ceiling Paint  
COLOUR/FINISH: Ceiling White 508 09, Ultra Flat Finish  
BRAND: Benjamin Moore  
CODE: CEIL-WH01




CLIENT: Northland Properties - Benchlands Townhomes

EMAIL: lmcintyre@revelstokemountainresort.com

DATE: 2025-11-10


### 3 - INTERIOR DETAILS

#### WINDOW TRIM



NAME: Primed MDF Casing  
COLOUR/FINISH: Painted PT2  
BRAND: Alexandria Mouldings  
CODE: 90423  
DIMENSIONS: 5/8" x 3" x 16'  
QTY: Contractor to Perform Takeoff's  
NOTES: Can be subbed with alternate brand equivalent if necessary  
INSTALL: Mitered Corners

#### DOOR TRIM




NAME: Primed MDF Casing  
COLOUR/FINISH: Painted PT2  
BRAND: Alexandria Mouldings  
CODE: 90423  
DIMENSIONS: 5/8" x 3" x 16'  
QTY: Contractor to Perform Takeoff's  
NOTES: Can be subbed with alternate brand equivalent if necessary  
INSTALL: Mitered Corners

#### BASEBOARD



NAME: Primed MDF Baseboard  
COLOUR/FINISH: Painted PT2  
BRAND: Alexandria Mouldings  
CODE: 5128  
DIMENSIONS: 1/2" x 5-1/4"  
QTY: Contractor to Perform Takeoff's  
NOTES: Can be subbed with alternate brand equivalent if necessary



## INTERIOR DOORS

---

NAME: Slab Style Wood Door  
 COLOUR/FINISH: Plain Sliced White Oak with clear satin finish  
 BRAND: Lynden Door  
 DIMENSIONS: Varies  
 QTY: Contractor to Perform Takeoff's  
 NOTES: Can be subbed with alternate brand equivalent if necessary  
 Solid Core



## INTERIOR DOORS

---

NAME: Lincoln Single Recessed Panel Interior Door  
 COLOUR/FINISH: Solid Core, Painted PT2  
 BRAND: Masonite  
 DIMENSIONS: Varies  
 QTY: Contractor to Perform Takeoff's  
 NOTES: Can be subbed with alternate brand equivalent if necessary



## INTERIOR DOOR HANDLES

---

NAME: Select T-Bar Smooth Lever w/ Disk Rosette  
 COLOUR/FINISH: Satin Nickel  
 BRAND: Emtek  
 CODE: 5209US15.TAUS15.SMUS15.LH, 5209US15.TAUS15.SMUS15.RH,  
 C5209US15.TAUS15.SMUS15  
 QTY: Contractor to Perform Takeoff's  
 NOTES: Bedroom + Bathrooms - Privacy Style  
 Closets - Passage or Dummy Style



## POCKET DOOR HANDLES

---

NAME: Round Pocket Door Tubular Lock  
 COLOUR/FINISH: Satin Nickel  
 BRAND: Emtek  
 CODE: 2145US15  
 DIMENSIONS: 2-3/8" round  
 QTY: Contractor to Perform Takeoff's  
 NOTES: Privacy Function



## BYPASS SLIDING DOOR HANDLES

---

NAME: Round Flush Pull  
 COLOUR/FINISH: Satin Nickel  
 BRAND: Emtek  
 CODE: 221115  
 DIMENSIONS: 1-1/2" diam  
 QTY: Contractor to Perform Takeoff's  
 NOTES:



## DOOR HINGES

NAME: Residential Duty Steel, Plain Bearing Hinge  
 COLOUR/FINISH: Satin Nickel  
 BRAND: Contractor preferred  
 DIMENSIONS: 3-1/2" x 3-1/2"  
 QTY: Contractor to Perform Takeoff's  
 NOTES: 1/4" radius corners

## STANDARD CLOSET DETAILS

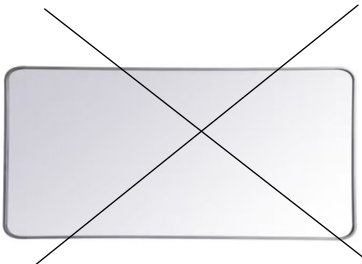


NAME: Custom floating shelves w/ rods below  
 SHELVES: Custom floating shelves  
 MATERIAL: White oak veneer  
 FINISH: Clear satin finish to match MW1  
 SIZE: Approx. 2" thk. x 14" deep  
 QTY: Contractor to Perform Takeoff's  
 RODS: Heavy duty hanging rod  
 MATERIAL: Stainless steel  
 SIZE: approx. 1-1/2" heavy-duty  
 QTY: Contractor to Perform Takeoff's



## M1 - MIRROR (Bathrooms 1 + 2)

NAME: MR802436S  
 COLOUR/FINISH: Silver  
 BRAND: Elegant Furniture & Lighting  
 CODE: MR802436S  
 DIMENSIONS: 24"W x 36"H  
 QTY: Contractor to Perform Takeoff's (1 Per Bathroom)




## ~~M2 - MIRROR (Bathroom 3)~~

~~NAME: MR803060S  
 COLOUR/FINISH: Silver  
 BRAND: Elegant Furniture & Lighting  
 CODE: MR803060S  
 DIMENSIONS: 60" x 30"H (confirm vanity size)  
 QTY: Contractor to Perform Takeoff's (1 Per Bathroom)~~



## M2 - MIRROR (Bathroom 3, 4 + 5)

NAME: MR1B4230SIL  
 COLOUR/FINISH: Brass  
 BRAND: Elegant Furniture & Lighting  
 CODE: MR1B4230SIL  
 DIMENSIONS: 42"W X 30"H  
 QTY: Contractor to Perform Takeoff's (1 Per Bathroom)  
 NOTES: Centered on double vanity



### STAIR DETAILS

---

TREAD:	H1 Closed hardwood tread installed seamlessly with main flooring
NOSING:	H1 Custom made flush hardwood nosing made by flooring supplier
RISER:	H1 Hardwood riser
STRINGER:	If stringer is required, paint PT2 to match baseboard.
NOTES:	

### HANDRAIL DETAILS

---

HANDRAIL:	Standard square wood handrail with eased edges.
FINISH:	Clear finish to match MW1
BRACKET:	Richelieu Stainless Steel Round Wall Mount Height-Adjustable Bracket #SSWF0010016S

CLIENT: Northland Properties - Benchlands Townhomes

EMAIL: lmcintyre@revelstokemountainresort.com

DATE: 2025-11-10

#### 4 -MILLWORK



##### **MW1 - CABINET DOOR/DRAWER** *(Bathroom vanities, kitchen open cabinet, kitchen island and feature millwork)*

STYLE: Slab Style, Rift Cut White Oak (wood/veneer)  
OUTSIDE PROFILE: Square  
COLOUR/FINISH: 15 Degree Sheen Clear Top Coat  
NOTES: Vertical Grain  
\*\*\*Please supply any alternate product sample to designers for approval  
Feature millwork areas to include kitchen open cabinet, back of island flutes, mudroom, laundry, office, dining nook and closets.




##### **MW1.2 - ISLAND BACK DETAIL**

STYLE: Fluted island back detail, white oak  
COLOUR/FINISH: White Oak with Clear Finish (To match MW1)  
BRAND: Custom  
DIMENSIONS: approx. 1" flutes  
NOTES: \*\*\*Please supply any alternate product sample to designers for approval



##### **MW2 - CABINET DOOR/DRAWER** *(Kitchen lowers + fridge panels/cabinet)*

STYLE: Slab Style, painted  
OUTSIDE PROFILE: Square  
COLOUR: Porch Swing CSP-750 (Benjamin Moore)  
FINISH: 15 Degree Sheen  
NOTES: \*\*\*Please supply any alternate product sample to designers for approval



##### **MW3 - CABINET DOOR/DRAWER** *(Kitchen uppers + custom hood fan)*

STYLE: Slab Style, painted  
INSIDE PROFILE: N/A  
OUTSIDE PROFILE: Square  
COLOUR/FINISH: Oxford White CC-30 (Benjamin Moore)  
BRAND: Custom  
NOTES: \*\*\*Please supply any alternate product sample to designers for approval

## 5 -HARDWARE

---

### HW1 - CABINET PULLS *(Drawers + Pantry)*

---



NAME: Select Rectangular Smooth Cabinet Pull  
COLOUR/FINISH: Satin Nickel  
BRAND: Emtex  
CODE: 84056.RECUS15.SMUS15  
DIMENSIONS: 8"  
QTY: Millworker to Perform Takeoff's

### HW2 - CABINET KNOBS *(Upper Doors)*

---



NAME: Select Rectangular Smooth Cabinet Finger Pull  
COLOUR/FINISH: Satin Nickel  
BRAND: Emtex  
CODE: 86658.RECUS15.SMUS15  
DIMENSIONS: 1 1/2"  
QTY: Millworker to Perform Takeoff's

### HW3 - APPLIANCE PULL *(Fridge doors + drawer)*

---



NAME: Select Rectangular Smooth Appliance Pull  
COLOUR/FINISH: Satin Nickel  
BRAND: Emtex  
CODE: 84072.RECUS15.SMUS15, CS84072.RECUS15.SMUS15,  
BTB84072.RECUS15.SMUS15  
DIMENSIONS: 24"  
QTY: Millworker to Perform Takeoff's (3 per unit)

### HW4 - APPLIANCE PULL *(Dishwasher)*

---

NAME: Select Rectangular Smooth Appliance Pull  
COLOUR/FINISH: Satin Nickel  
BRAND: Emtex  
CODE: 84071.RECUS15.SMUS15, CS84071.RECUS15.SMUS15,  
BTB84071.RECUS15.SMUS15  
DIMENSIONS: 18"  
QTY: Millworker to Perform Takeoff's (1 per unit)



CLIENT: Northland Properties - Benchlands Townhomes

EMAIL lmcintyre@revelstokemountainresort.com

DATE: 2025-11-10

Designer's Rep/Supplier: Lise Paradis @ HanStone - lparadis@hanstone.ca

## 6 - COUNTERS



### CT1 - QUARTZ COUNTERS

NAME: Engineered Quartz  
COLOUR/FINISH: Awaken - Polished Finish  
BRAND: HanStone Quartz  
DIMENSIONS: 3cm THK.  
NOTES: Square Edge  
\*\*\*Please supply any alternate product sample to designers for approval



### CT1 - QUARTZ PARTIAL (*Kitchen Backsplash*)

NAME: Engineered Quartz  
COLOUR/FINISH: Awaken - Polished Finish  
BRAND: HanStone Quartz  
DIMENSIONS: 3cm THK. - approx. 10" height (to be confirmed w/ drawings)  
NOTES: Square Edge  
Quartz to have small, 1.5"D cap on top for tile to sit on. (same detail as image)  
\*\*\*Please supply any alternate product sample to designers for approval  
[Detail in main house only, not suite](#)



### CT1 - KITCHEN COUNTER WATERFALL (*Island*)

NAME: Engineered Quartz  
COLOUR/FINISH: Awaken - Polished Finish  
BRAND: HanStone Quartz  
DIMENSIONS: See drawings for details - 3cm thk.  
NOTES: Square Edge  
Waterfall detail on both sides of island  
\*\*\*Please supply any alternate product sample to designers for approval

### POWDER BATH BACKSPLASH *(Bath 1)*

---

NOTES: No backplash in powder baths - T2 feature wall tile behind



### CT1 - 4" MATCHING QUARTZ BACKSPLASH *(Bath 2 only)*

---

NAME: Engineered Quartz  
COLOUR/FINISH: Awaken - Polished Finish  
BRAND: HanStone Quartz  
DIMENSIONS: 3cm THK. - 4" height  
NOTES: Square Edge  
NOTES: Backsplash to align with vanity on back wall only  
\*\*\*Please supply any alternate product sample to designers for approval



### CT1 - 8" MATCHING QUARTZ BACKSPLASH *(Bath 3, 4 + 5)*

---

NAME: Engineered Quartz  
COLOUR/FINISH: Awaken - Polished Finish  
BRAND: HanStone Quartz  
DIMENSIONS: 3cm THK. - 8" height  
NOTES: Square Edge  
NOTES: Backsplash to run along back wall of vanity only.  
\*\*\*Please supply any alternate product sample to designers for approval



### CT1 - QUARTZ NICHE FRAMES *(Bathroom 2, 3, 4 + 5)*

---

NAME: Engineered Quartz  
COLOUR/FINISH: Awaken - Polished Finish  
BRAND: HanStone Quartz  
SUPPLIER: Contractor to determine  
NOTES: Square Edge

Scheme - FLORA

**Spruce + Arrow Design Co.**  
250-814-3822  
designs@spruceandarrow.ca  
Unit 2, 616 3rd St. W. Revelstoke BC.



CLIENT: Northland Properties - Benchlands Townhomes

EMAIL: lmcintyre@revelstokemountainresort.com

DATE: 2025-11-10

Designer's Rep/Supplier: Lauren Valhalla @ Splashes/Andrew Sheret Salmon Arm - lauren.valhalla@sheret.com

## 7 - PLUMBING



### KITCHEN FAUCET

NAME: Odin Pull-Down Faucet with Square Spout  
COLOUR/FINISH: Brilliance Stainless  
BRAND: Brizo  
CODE: 63065LF-SSLHP + HLK175-SS (handle)  
DIMENSIONS: 14-5/8"H x 9"D x 3-1/8"W  
QTY: Contractor to Perform Takeoff's



### KITCHEN SINK

NAME: Precision U 2  
COLOUR/FINISH: 18-gauge stainless steel  
BRAND: Blanco  
CODE: 400399  
DIMENSIONS: 32"W x 18"D x 10"H  
QTY: Contractor to Perform Takeoff's  
NOTES: Undermount Install



### KITCHEN SINK *(Suite Only if required)*

NAME: Precision U 1  
COLOUR/FINISH: Stainless Steel  
BRAND: Blanco  
CODE: 400397  
DIMENSIONS: 19"W x 18"D  
QTY: Contractor to Perform Takeoff's




### VANITY SINK *(All bathrooms)*

NAME: Atherton Under Counter Lavatory  
COLOUR/FINISH: Cotton White  
BRAND: Toto  
CODE: LT221#01  
DIMENSIONS: 17"W x 13"D x 4"D  
QTY: Contractor to Perform Takeoff's



#### BATHROOM FAUCET *(Bathroom 1 + 2)*

NAME: Allaria Single-Handle Lavatory Faucet  
 COLOUR/FINISH: Brilliance Luxe Nickel  
 BRAND: Brizo  
 CODE: 65067LF-NK-ECO  
 QTY: Contractor to Perform Takeoff's



#### ~~BATHROOM FAUCET *(Primary Bathroom 4)*~~

~~NAME: Levoir Two-Handle Wall Mount Lavatory Faucet  
 COLOUR/FINISH: Brilliance Luxe Nickel  
 BRAND: Brizo  
 CODE: T65898LF-NKLHP-ECO + HL5898-NK (lever handles) + R65800-  
 (two-handle lavatory rough)  
 QTY: Contractor to Perform Takeoff's (2 per bathroom)~~



#### BATHROOM FAUCET *(Primary Bathroom 3, 4 + 5)*

NAME: Allaria Widespread Lavatory Faucet with Square Spout  
 COLOUR/FINISH: Brilliance Luxe Nickel  
 BRAND: Brizo  
 CODE: 65368LF-NKLHP-ECO (faucet less handles) + HL5368-NK (handle kit)  
 QTY: Contractor to Perform Takeoff's (2 per bathroom)



#### STANDARD SHOWER SYSTEM *(In all locations with showers - Bath 2, 3 + 4)*

NAME: Essential Shower Series -  
 1 Linear Round Slide Bar With Hose  
 2 Linear Round H2Okinetic Single Function Handshower  
 3 16" Linear Round Wall Mount Shower Arm And Flange  
 4 12" Linear Round Single-Function Raincan Shower Head  
 5 Levoir Pressure Balance Valve with Integrated 3-Function Diverter Trim  
 COLOUR/FINISH: Brilliance Luxe Nickel  
 BRAND: Brizo  
 CODE: 1 74792-NK (Linear Round Slide Bar w/ Hose)  
 2 RP73147NK (handshower)  
 3 RP71648NK (shower arm and flange)  
 4 81392-NK (rain shower head)  
 5 T75P598-NKLHP (trim) + HL75P75-BN (handles) + R75000 (rough)  
 QTY: Contractor to Perform Takeoff's  
 NOTES: Valve mounted on a different wall than fixtures are located - see drawings for detail

**STANDARD TUB/SOWER SYSTEM** (*In Bath 2 with tub/shower combo units/alcove tubs*)

---



NAME: Essential Shower Series -  
1 Linear Round Slide Bar With Hose  
2 Linear Round H2Okinetic Single Function Handshower  
3 16" Linear Round Wall Mount Shower Arm And Flange  
4 12" Linear Round Single-Function Rain can Shower Head  
5 Levoir TempAssure Thermostatic Valve With Integrated 6-Function Diverter Trim  
6 Linear Round Diverter Tub Spout  
COLOUR/FINISH: Brilliance Luxe Nickel  
BRAND: Brizo  
CODE: 1 74792-NK (Linear Round Slide Bar w/ Hose)  
2 RP73147NK (handshower)  
3 RP71648NK (shower arm and flange)  
4 81392-NK (rain shower head)  
5 T75698-NK (trim) + R75000 (rough)  
6 RP81438NK (tub spout)  
QTY: Contractor to Perform Takeoff's  
NOTES: Valve mounted on a different wall than fixtures are located - see drawings for detail

**ROMAN TUB SPOUT** (*Bathroom 3, 4 + 5*)

---



NAME: Levoir Roman Tub Faucet With Handshower  
COLOUR/FINISH: Brilliance Luxe Nickel  
BRAND: Brizo  
CODE: T67498-NKLHP (filler) +HL698-NK (handles) + R64707 (rough)  
QTY: Contractor to Perform Takeoff's

**FREESTANDING TUB** (*Bathroom 3 + 4*)

---



NAME: ~~Glace Flash Freestanding Tub w/ White Drain (For deck-mount/roman tub filler)~~  
COLOUR/FINISH: ~~White High-Gloss Acrylic~~  
BRAND: ~~Look Bath~~  
CODE: ~~4028205 (Sheret code)~~  
DIMENSIONS: ~~67" x 31.5" x 22-4/5"~~  
QTY: ~~Contractor to Perform Takeoff's~~  
NOTES: ~~Offset center drain~~

**FREESTANDING TUB** (*Bathroom 3, 4 + 5*)

---



NAME: Eldora 5832 AcrylX Freestanding Center Drain Bathtub  
COLOUR/FINISH: White  
BRAND: Maax  
CODE: 106992-000-002-100  
DIMENSIONS: 58"L x 32"W x 23"H  
QTY: Contractor to Perform Takeoff's  
NOTES: Offset Center Drain. 1 Tub - 2 Pieces



#### ALCOVE TUB *(Bathroom 2 where tub is noted)*

NAME: Rubix 6032 Alcove Tub with Double Tiling Flange  
 COLOUR/FINISH: White  
 BRAND: Maax  
 CODE: 6452328 (Sheret code)  
 DIMENSIONS: 60"W x 32"D  
 QTY: Contractor to Perform Takeoff's  
 NOTES: Contractor to determine if RH or LH drain is required.



#### CURTAIN ROD *(Bathroom 2 where tub is noted)*

NAME: Straight Shower Rod - Round Blacking  
 COLOUR/FINISH: Satin Finish  
 BRAND: Kartners  
 CODE: KSR-5SS/ KSR-6SS  
 DIMENSIONS: 60"  
 QTY: Contractor to Perform Takeoff's  
 NOTES: Reach out to Lauren @ Splashes for rod details.



#### SHOWER DOOR - SLIDING *(Bathroom 2, 3 + 4)*

NAME: Custom Frameless Shower Glass w/ Sliding Door  
 COLOUR/FINISH: Satin Nickel Hardware  
 DIMENSIONS: *Approx. 48"W x 77"H, or 60"W x 77"H (location dependant)*  
 QTY: Contractor to Perform Takeoff's  
 NOTES: Fixed door located on showerhead side.



#### SHOWER DOOR - SWING w/ RETURN *(Bathroom 5)*

NAME: Custom Frameless Shower Glass w/ Swing Door  
 COLOUR/FINISH: Satin Nickel Hardware  
 DIMENSIONS: *Approx. 48"W X 36" x 77"H*  
 QTY: Contractor to Perform Takeoff's  
 NOTES: Fixed panel located on shower head side & return, door location closest to glass return



#### ~~SHOWER SHIELD—OPTION 2 *(Bathroom 3)*~~

~~NAME: Custom Frameless Fixed Panel Shower Glass-~~  
~~COLOUR/FINISH: Satin Nickel Hardware-~~  
~~DIMENSIONS: Approx. 36"W x 77"H (prefer floor to ceiling)~~  
~~QTY: Contractor to Perform Takeoff's-~~  
~~NOTES: Fixed panel located on showerhead side-~~





#### OPTIONAL SHOWER DOOR *(Bathroom 4)*

NAME: Custom Shower Glass, Frameless Swing Door  
 COLOUR/FINISH: Satin Nickel Hardware  
 DIMENSIONS: Approx. 26"-30" wide x 72" ht  
 QTY: Contractor to Perform Takeoff's  
 NOTES: See drawings to confirm hinge side

#### TOILET



NAME: Nexus Elongated ADA Toilet Bowl w/ Tornado Flush, Nexus 4.8L  
 Toilet Tank and Soft Close Elongated Toilet Seat + Lid  
 COLOUR/FINISH: White  
 BRAND: Toto  
 CODE: 1061220 (Sheret code) Toilet Tank  
 1061210 Toilet Bowl  
 1060845 Seat  
 QTY: Contractor to Perform Takeoff's  
 NOTES: [Order w/ Trip Lever - THU750#BN](#)

### BATHROOM HARDWARE/ACCESSORIES

#### TOWEL BAR



NAME: Allaria 24" Towel Bar  
 COLOUR/FINISH: Brilliance Luxe Nickel  
 BRAND: Brizo  
 CODE: 692467-NK  
 DIMENSIONS: 24" c to c  
 QTY: Contractor to Perform Takeoff's

#### HAND TOWEL HOOK



NAME: Allaria 8" Towel Bar  
 COLOUR/FINISH: Brilliance Luxe Nickel  
 BRAND: Brizo  
 CODE: 694767-NK  
 DIMENSIONS: 8" c to c  
 QTY: Contractor to Perform Takeoff's

#### ROBE HOOK



NAME: Robe Hook  
 COLOUR/FINISH: Brilliance Luxe Nickel  
 BRAND: Brizo  
 CODE: 693467-NK  
 QTY: Contractor to Perform Takeoff's (2 per bathroom - location as per drawing)

#### TISSUE HOLDER



NAME: Tissue Holder  
 COLOUR/FINISH: Brilliance Luxe Nickel  
 BRAND: Brizo  
 CODE: 695067-NK  
 QTY: Contractor to Perform Takeoff's

CLIENT: Northland Properties - Benchlands Townhomes

EMAIL: lmcintyre@revelstokemountainresort.com

DATE: 2025-11-10

Designer's Rep/Supplier: Trish Wright @ Robinson Lighting Kelowna - Trishw@robinsonlighting.com

## 8 - LIGHTING + ELECTRICAL

### L1 - POTLIGHTS



NAME: Standard 4" pot light  
COLOUR/FINISH: White trim/case  
BRAND: contractor/electrician preferred  
DIMENSIONS: 4" Diam.  
QTY: Electrician to Perform Takeoff's  
NOTES: \*3000K Colour temperature



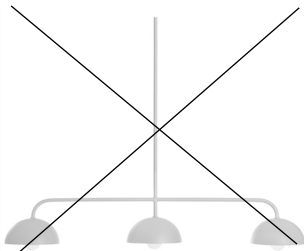
### ~~L2 - KITCHEN ISLAND/PENINSULA PENDANTS (Group of 3)~~

~~NAME: Onyx-Dome-07-LA00  
COLOUR/FINISH: Matte-Off-White (OWM) Shade, Cream-Onyx, Cream-Cord  
BRAND: Luminaire-Authentik  
DIMENSIONS: 7" Shade  
QTY: Contractor to Perform Takeoff's (3 per island/peninsula)~~



### L2 - KITCHEN ISLAND/PENINSULA PENDANTS (Group of 3)

NAME: Issa 6-in Pendant  
COLOUR/FINISH: White  
BRAND: Kuzco  
CODE: PD418006WH  
DIMENSIONS: D5-5/8" x H12-3/8"  
QTY: Contractor to Perform Takeoff's (3 per island/peninsula)




### ~~L3 - DINING ROOM PENDANT~~

~~NAME: DOME-07-LA00  
COLOUR/FINISH: Matte-Off-White (OWM)  
BRAND: Luminaire-Authentik  
DIMENSIONS: 43" width x adj. height  
QTY: Contractor to Perform Takeoff's (1 per unit)~~

### L3 - DINING ROOM PENDANT



NAME: Elsa Linear  
COLOUR/FINISH: Textured White  
BRAND: Mitzi  
CODE: H689906-TWH  
DIMENSIONS: 50"L x 11"W x 8.5"H  
QTY: Contractor to Perform Takeoff's (1 per unit)



---

~~L4 - VANITY SCONCE (Bathroom 1 - located above toilet)~~

---

~~NAME: Danoise 1505-LA40  
COLOUR/FINISH: Matte Off White (OW/M)  
BRAND: Luminaire Authentik  
DIMENSIONS: 15" Diam.  
QTY: Contractor to Perform Takeoff's~~



---

L4 - VANITY SCONCE (Bathroom 1 - located above toilet)

---

NAME: 1LT Wall Sconce  
COLOUR/FINISH: Matte White with Faux Alabaster Shade  
CODE: BUR-51W-MW-ALB  
DIMENSIONS: 6"W x 6"H  
QTY: Contractor to Perform Takeoff's



---

L5 - VANITY SCONCE (Bathroom 2)

---

NAME: Elmont  
COLOUR/FINISH: Polished Nickel w/ Marble + Opal Glass  
BRAND: Hudson Valley Lighting Group  
CODE: 9204-PN  
DIMENSIONS: 24.75"W x 4.75"H x 6"E  
QTY: Contractor to Perform Takeoff's




---

L6 - VANITY SCONCE (Bathroom 3, 4 + 5)

---

NAME: Elmont  
COLOUR/FINISH: Polished Nickel w/ Marble + Opal Glass  
BRAND: Hudson Valley Lighting Group  
CODE: 9206-PN  
DIMENSIONS: 34.25"W x 4.75"H x 6"E  
QTY: Contractor to Perform Takeoff's (1 per ensuite)



---

~~L7 - CEILING LIGHT (Bedrooms)~~

---

~~NAME: Danoise  
COLOUR/FINISH: Matte Off White  
BRAND: Luminaire Authentik  
CODE: 2408-LA04  
DIMENSIONS: 24" Diam.  
QTY: Contractor to Perform Takeoff's~~



#### **L7 - CEILING LIGHT** *(Bedrooms)*

---

NAME: Domo-Glo 24"  
 COLOUR/FINISH: Matte White  
 CODE: MX2208V21  
 DIMENSIONS: 24" Diam. X 20"H  
 QTY: Contractor to Perform Takeoff's



#### **L8 - STANDARD FLUSH-MOUNT** *(As required)*

---


NAME: Aston 14" Flush Mount  
 COLOUR/FINISH: Clear  
 BRAND: Kuzco  
 CODE: FM48614-5CCT  
 DIMENSIONS: 14" Diam.  
 QTY: Contractor to Perform Takeoff's  
 NOTE: As needed is closets, family room, entry, pantry etc. don't have pot lights



#### **L9 - ACCENT SCONCES** *(As required)*

---

NAME: Asime  
 COLOUR/FINISH: Chrome/Marble - Opal Bulbs  
 BRAND: Hudson Valley Lighting Group  
 CODE: H120102-PM  
 DIMENSIONS: 20.75" Ht  
 QTY: Contractor to Perform Takeoff's  
 NOTES: Stairwell, within dining millwork, office etc.



#### **L10- UNDER CABINET LIGHTING** *(Kitchen)*

---

NAME: LED strip lighting  
 COLOUR/FINISH: LED light with frosted cover  
 DIMENSIONS: To run entire length of upper cabinets in kitchens  
 QTY: Contractor to Perform Takeoff's  
 NOTES: 3000K Light Temperature

#### **L11 - EXTERIOR SCONCES**

---

NAME: To be spec'd by Architect  
 QTY: Contractor to Perform Takeoff's (As required)  
 NOTE:



SPRUCE + ARROW

INTERIOR DESIGN STUDIO

CLIENT: Northland Properties - Benchlands Townhomes

EMAIL: lmcintyre@revelstokemountainresort.com

DATE: 2025-11-10

Designer's Rep/Supplier: Dimpy Sanghera @ City Furniture Revelstoke - cityfurniturerevelstoke@gmail.com

## 9 - APPLIANCES

## KITCHENAID OPTION

**RANGE OPTION 1 (Gas)**

NAME: 5-Burner Gas Convection Front Control Range  
 COLOUR/FINISH: Stainless Steel  
 BRAND: KitchenAid  
 CODE: KSGG700ESS  
 DIMENSIONS: 30"W x 36"H  
 QTY: Contractor to Perform Takeoff's

**RANGE OPTION 2 (Induction)**

NAME: 4-Element Induction Slide-In Convection Range w/ Air Fry  
 COLOUR/FINISH: Stainless Steel  
 BRAND: KitchenAid  
 CODE: KSIS730PSS  
 DIMENSIONS: 30"W x 36"H  
 QTY: Contractor to Perform Takeoff's

**FRIDGE**

NAME: 36"W Built-In Panel Ready French Door Refrigerator  
 COLOUR/FINISH: Panel-Ready  
 BRAND: KitchenAid  
 CODE: KBFN506EPA  
 DIMENSIONS: 83.38"H x 36.25"W x 27.75"D  
 QTY: Contractor to Perform Takeoff's

**DISHWASHER**

NAME: PrintShield Finish Flush-To-Cabinet Dishwasher w/ FreeFlex Fit  
 Third Level Rack  
 COLOUR/FINISH: Panel-Ready  
 BRAND: KitchenAid  
 CODE: KDTF924PPA  
 DIMENSIONS: standard 24"W  
 QTY: Contractor to Perform Takeoff's

## BOSCH OPTION



### RANGE OPTION 1 (Gas)

NAME: 800 Series 30" Gas Slide-in Range  
COLOUR/FINISH: Stainless Steel  
BRAND: Bosch  
CODE: HGI8056UC  
DIMENSIONS: 30"W x 36"H  
QTY: Contractor to Perform Takeoff's



### RANGE OPTION 2 (Induction)

NAME: Benchmark Series 30" Induction Slide-in Range  
COLOUR/FINISH: Stainless Steel  
BRAND: Bosch  
CODE: HIIP057U  
DIMENSIONS: 30"W x 36"H  
QTY: Contractor to Perform Takeoff's



### FRIDGE

NAME: Benchmark Series 36" Built-In Custom Panel French Door  
COLOUR/FINISH: Panel-Ready  
BRAND: Bosch  
CODE: B36IT905NP  
DIMENSIONS: 84"H x 35-3/4"W x 24"D  
QTY: Contractor to Perform Takeoff's



### DISHWASHER

NAME: 800 Series 24" Custom Panel Dishwasher  
COLOUR/FINISH: Panel-Ready  
BRAND: Bosch  
CODE: CHV78CM3N  
DIMENSIONS: Standard 24"W  
QTY: Contractor to Perform Takeoff's



### RECESSED HOOD FAN

NAME: Q2 30" Insert  
COLOUR/FINISH: Stainless Steel  
BRAND: Victory Range Hoods  
DIMENSIONS: 29-1/8"W x 14-1/2"H x 15"D  
QTY: Contractor to Perform Takeoff's  
NOTE: Can customize CFM, venting size + venting direction





---

**BUILT-IN MICROWAVE**

NAME: 300 Series Built-in Microwave Oven 24"  
COLOUR/FINISH: Stainless Steel  
CODE: HMB30155UC  
BRAND: Bosch  
DIMENSIONS: 13 5/8" x 24 3/8" x 19 11/16"  
QTY: Contractor to Perform Takeoff's



---

**WASHER**

NAME: 5.2 cu. Ft. Smart Front Load Energy Star Cert. Washer w/  
FreshFlow Vent System  
COLOUR/FINISH: Radiant Silver  
BRAND: Whirlpool  
CODE: WFW5720RR  
DIMENSIONS: 31.56"D x 39"H x 27"W  
QTY: Contractor to Perform Takeoff's



---

**DRYER**

NAME: 7.4 cu. Ft. Smart Front Load Energy Star Cert. Dryer w/ Wrinkle  
Shield Option  
COLOUR/FINISH: Radiant Silver  
BRAND: Whirlpool  
CODE: YWED5720RR  
DIMENSIONS: 31.56"D x 39"H x 27"W  
QTY: Contractor to Perform Takeoff's



---

**PEDESTALS *(Optional)***

NAME: 15.5" Pedestal for Front Load Washer and Dryer w/ Storage  
COLOUR/FINISH: Radiant Silver  
BRAND: Whirlpool  
CODE: WFP2715RR  
DIMENSIONS: 27.31"D x 15.5"H x 27"W  
QTY: Contractor to Perform Takeoff's (2 per unit-1 washer, 1 dryer)

## SUITE APPLIANCES (AS REQUIRED)

---



### **RANGE**

---

NAME: 24" Freestanding Electric Range  
COLOUR/FINISH: Stainless Steel  
BRAND: Frigidaire  
CODE: FCFE242CAS  
DIMENSIONS: 23-1/2"W x 23-5/8"D x 36"H  
QTY: Contractor to Perform Takeoff's



### **FRIDGE**

---

NAME: Bottom Freezer Refrigerator  
COLOUR/FINISH: Brushed Steel  
BRAND: Frigidaire  
CODE: FRBG1224AV  
DIMENSIONS: 23-3/5"W x 27-1/5"D x 72-4/5"H  
QTY: Contractor to Perform Takeoff's



### **OTR MICROWAVE/HOOD FAN COMBO**

---

NAME: 24" Over-The-Range Microwave  
COLOUR/FINISH: Stainless  
BRAND: Frigidaire  
CODE: UMV1422U S  
DIMENSIONS: 17"H x 23-7/8"W x 16-3/16"D  
QTY: Contractor to Perform Takeoff's


CLIENT: Northland Properties - Benchlands Townhomes

EMAIL: lmcintyre@revelstokemountainresort.com

DATE: 2025-11-10

## 10 - FIREPLACE

### FIREPLACE




NAME: LT1 Direct Vent Gas Fireplace  
COLOUR/FINISH: Black  
BRAND: Valor  
CODE: 2500KN/KP  
DIMENSIONS: 40" w x 17 ½" h viewing area  
QTY: Contractor to Perform Takeoff's  
NOTES: Birch Logs (1505BLKV2) + Fluted Black Liner (2515FBL)  
Install w/ 1" adjustable finishing trim

### STONE



NAME: Limestone (Cultured Stone)  
COLOUR/FINISH: Grand Banks  
BRAND: Eldorado Stone  
DIMENSIONS: 4"-20.375"H x 1.5"-12.5" L x .625"-2.25"Thk.  
QTY: Contractor to Perform Takeoff's  
GROUT: Off-White/Light Grey Grout Colour

### MANTEL



NAME: Oak Veneer Mantel  
COLOUR/FINISH: To Match MW1  
DIMENSIONS: TBC with drawings. Approx. 5"H x 4"D  
QTY: Contractor to Perform Takeoff's