

2025-11-10

Revision 3 - Nov 2025

Spruce + Arrow Design Co.
250-814-3822
designs@spruceandarrow.ca
Unit 2, 616 3rd St. W. Revelstoke BC.



SPRUCE + ARROW
INTERIOR DESIGN STUDIO

BENCHLANDS TOWNHOMES - SELECTIONS PACKAGE

Colour Scheme 1 - **FAUNA** (*Greens/Warm Tones/Earthy/Natural*)



Scheme - FAUNA

Spruce + Arrow Design Co.
250-814-3822
designs@spruceandarrow.ca
Unit 2, 616 3rd St. W. Revelstoke BC.



SPRUCE + ARROW
INTERIOR DESIGN STUDIO

MARKETING RENDERINGS



Kitchen Rendering



Living + Dining Rendering

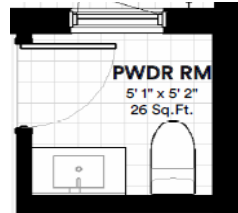
updated rendering pending

Bathroom Rendering



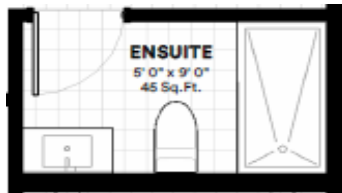
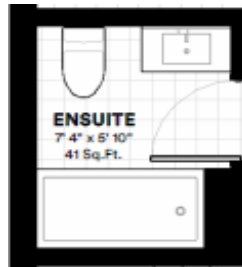
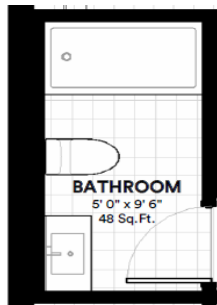
SPRUCE + ARROW
INTERIOR DESIGN STUDIO

BATHROOM TYPE LEGEND



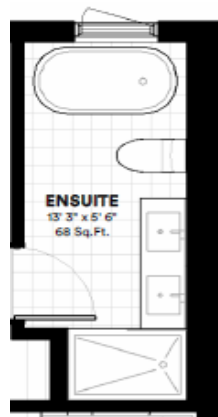
BATHROOM 1

2-Piece Powder Bath



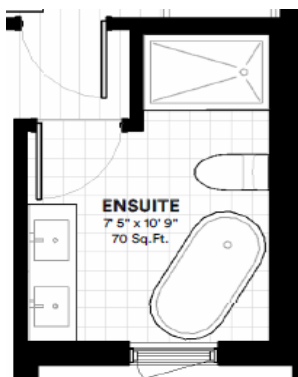
BATHROOM 2

Standard 3-Piece Bath



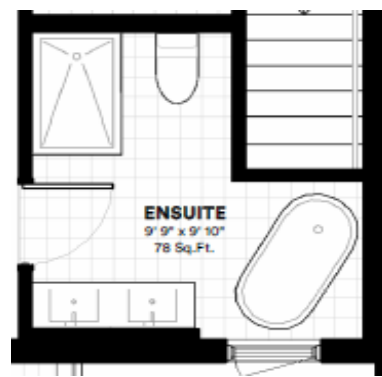
BATHROOM 3

5-Piece Primary Ensuite (center 20' wide units)



BATHROOM 4

5-Piece Primary Ensuite (center 20' wide units)



BATHROOM 5

5-Piece Primary Ensuite (end 24' wide units)



CLIENT: Northland Properties - Benchlands Townhomes

EMAIL: lmcintyre@revelstokemountainresort.com

DATE: 2025-11-10

For Budgeting Purposes Only

Designer's Rep/Supplier: Colby Russell @ Revelstoke United Floors - colby@revelstokeunitedfloors.ca

1 - FLOORING + TILE

H1 - HARDWOOD



NAME: Engineered Hardwood Floors - Metro Line
COLOUR/FINISH: Uptown, Brushed Texture, DuRa finish ultra matte
BRAND: Urban Wood / Craft Flooring
DIMENSIONS: 7.5"W, 75" plank lengths x 9/16"thk. 2mm wear layer
QTY: Contractor to Perform Takeoff's
NOTES: European Oak (better price point than North American)
Please refer to drawings for direction of lay
Available in 4 construction platforms (Metro, Di Moda, Signature, or Ovation) which vary in wood grade and lamella/wear layer thickness to meet desired price point)

Please reach out to Brandon @ Craft Floors to develop specification to meet project needs. brandon@craftfloor.com 604-619-2652

30 year warranty (finish), lifetime warranty (structure),
GREENGUARD gold/CARB II Compliant

T1 - WALL TILE *(Kitchen Backsplash - starts on top of quartz backsplash)*



NAME: Avenue Porcelain Tile
COLOUR/FINISH: Bianco, Matt
BRAND: Ceratec
CODE: SBWAVEN0106MATTBIAO
DIMENSIONS: 0.5" x 6"
QTY: Contractor to Perform Takeoff's
PATTERN: Vertical stacked lay as shown (mosaic tile)
GROUT: Mapei #5077 Frost Grout
TILE EDGE: Bright White BW Schluter Edge as necessary (outside edge only)

T2 - ACCENT WALL TILE *(Powder Bath 1 - Wall behind vanity + toilet)*



NAME: Glace Porcelain Tile
COLOUR/FINISH: Muschio, Gloss finish
BRAND: Ames Tile & Stone
CODE: GLMU38
DIMENSIONS: 3" x 8"
QTY: Contractor to Perform Takeoff's
PATTERN: Vertical stacked lay as shown
GROUT: Mapei #5077 Frost Grout
TILE EDGE: No tile edge necessary - wall to wall install

T3 - FLOOR + WALL TILE *(All bathroom floors, shower floors, and bath/shower walls)*



NAME: Masterplan Porcelain Tile
COLOUR/FINISH: Block, Cinder - Matte finish
BRAND: Stone Tile
CODE: PMAS-CINB-GRM-o6000o600-MATT-00g-00
DIMENSIONS: 60x60x0.9cm (24" x 24")
QTY: Contractor to Perform Takeoff's
PATTERN: Stacked Lay
GROUT: Mapei #5103 Cobblestone grout, as tight grout lines as possible
TILE EDGE: Brushed Nickel Schluter Edge as necessary



T4 - ACCENT WALL TILE *(Bathroom 2, 3 + 4 - Feature tub/shower wall tile on long /back wall only)*

NAME: Truestone Porcelain Tile
COLOUR/FINISH: Grey, Decori - Matte finish
BRAND: Ames Tile & Stone
CODE: TSGRS1224
DIMENSIONS: 12" x 24"
QTY: Contractor to Perform Takeoff's
PATTERN: Vertical stacked lay
GROUT: Mapei #5103 Cobblestone grout, as tight grout lines as possible
TILE EDGE: Bright White BW Schluter Edge as necessary



~~**T5 - ACCENT TILE** *(Primary Bathroom 4 - arch frame, curb + niche frame)*~~

~~NAME: Studio Marble 3" x 6"
COLOUR/FINISH: Bianco Macchiato, Polished Marble
BRAND: Ames Tile & Stone
CODE: STB36
DIMENSIONS: 3" x 6"
QTY: Contractor to Perform Takeoff's
PATTERN: Horizontal Stack
GROUT: Mapei #5077 Frost Grout
TILE EDGE: No tile edge necessary (real marble)
Natural marble needs to be sealed-~~

T5 - ACCENT NICHE TILE *(Bathrooms 2,3,4 + 5 - back of niche)*




NAME:	Studio Marble - 2" Picket Mosaic
COLOUR/FINISH:	Bianco Macchiato, Polished Marble
BRAND:	Ames Tile & Stone
CODE:	STBMP2
DIMENSIONS:	2" picket mosaic, 12.5" x 13" sheet
QTY:	Contractor to Perform Takeoff's
PATTERN:	Vertical stacked lay as shown
GROUT:	Mapei #5077 Frost Grout
TILE EDGE:	No tile edge necessary - back of niche only Natural marble needs to be sealed.

SHOWER + TUB DETAILS



SHOWER / TUB NICHES

NAME:	Custom shower niche w/ quartz frame
COLOUR/FINISH:	CT1 Quartz Frame, T5 tile in back wall of niche
DIMENSIONS:	Niche Approx. 14"H x 24"W X 4-6"D, 3cm thk quartz
QTY:	Contractor to Perform Takeoff's
NOTES:	See drawings for locations and details



SHOWER BASE

NAME:	Custom Shower Base - Flush with Floor
COLOUR/FINISH:	T3 finish
QTY:	Contractor to Perform Takeoff's



SHOWER DRAIN

NAME:	Square drain - Floral - Schluter Kerdi Drain
COLOUR/FINISH:	Brushed Vintage Gold or Brushed Classic Gold (to be confirmed with sample review)
CODE:	KDIF4 GRK ESVG D5 or KDIF4 GRK EBCG D5
DIMENSIONS:	4" square
QTY:	Contractor to Perform Takeoff's
NOTES:	Off set drain to be located under showerhead

CUSTOM SHOWER DETAILS *(Primary Bathroom 4)*



SHOWER NICHES

NAME:	Custom shower niche w/ real marble tile back + frame
COLOUR/FINISH:	T5 frame/return, T6 back
DIMENSIONS:	Niche Approx. 14"H x 24"W X 4-6"D
QTY:	Contractor to Perform Takeoff's
NOTES:	No tile edge necessary - wall to wall install - Natural marble needs to be sealed.



ARCHED SHOWER OPENING + CURB

NAME: Custom arch framed shower opening with curb.
COLOUR/FINISH: T5 finish (real stone so no tile edge necessary)
DIMENSIONS: 4'-6" D wall framed with an arched opening, and approx. 3" H Curb.
QTY: Contractor to Perform Takeoff's
NOTES: No tile edge necessary—natural marble edge
Natural marble needs to be sealed.



SHOWER DRAIN

NAME: Linear Tileable shower drain—Schluter Kerdi Line
COLOUR/FINISH: To be finished with T6 marble shower floor tile
DIMENSIONS: approx. 2" W x entire length of shower
QTY: Contractor to Perform Takeoff's
NOTES: To be located against wall under shower controls.

Scheme - FAUNA

Spruce + Arrow Design Co.
250-814-3822
designs@spruceandarrow.ca
Unit 2, 616 3rd St. W. Revelstoke BC.



CLIENT: Northland Properties - Benchlands Townhomes


EMAIL: lmcintyre@revelstokemountainresort.com

DATE: 2025-11-10

Designer's Rep/Supplier: Kaitlin @ Expressive Interiors - paint@expressiveinteriors.ca


2 - WALL FINISHES

PT1 - WALL COLOUR



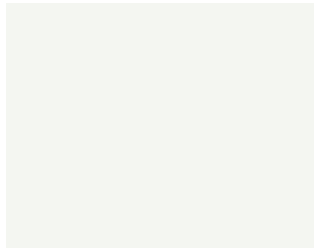
NAME: Regal or Ben Paint
COLOUR/FINISH: Balboa Mist - Eggshell finish
BRAND: Benjamin Moore
CODE: OC-27

PT2 - DOOR, BASE + TRIM COLOUR



NAME: Regal or Ben Paint
COLOUR/FINISH: Simply White - Satin/Pearl Finish
BRAND: Benjamin Moore
CODE: OC-117

PT3 - CEILING COLOUR



NAME: Waterborne Ceiling Paint
COLOUR/FINISH: Ceiling White 508 09, Ultra Flat Finish
BRAND: Benjamin Moore
CODE: CEIL-WH01


CLIENT: Northland Properties - Benchlands Townhomes

EMAIL: lmcintyre@revelstokemountainresort.com

DATE: 2025-11-10


3 - INTERIOR DETAILS

WINDOW TRIM



NAME: Primed MDF Casing
COLOUR/FINISH: Painted PT2
BRAND: Alexandria Mouldings
CODE: 90423
DIMENSIONS: 5/8" x 3" x 16'
QTY: Contractor to Perform Takeoff's
NOTES: Can be subbed with alternate brand equivalent if necessary
INSTALL: Mitered Corners

DOOR TRIM



NAME: Primed MDF Casing
COLOUR/FINISH: Painted PT2
BRAND: Alexandria Mouldings
CODE: 90423
DIMENSIONS: 5/8" x 3" x 16'
QTY: Contractor to Perform Takeoff's
NOTES: Can be subbed with alternate brand equivalent if necessary
INSTALL: Mitered Corners

BASEBOARD



NAME: Primed MDF Baseboard
COLOUR/FINISH: Painted PT2
BRAND: Alexandria Mouldings
CODE: 5128
DIMENSIONS: 1/2" x 5-1/4"
QTY: Contractor to Perform Takeoff's
NOTES: Can be subbed with alternate brand equivalent if necessary



INTERIOR DOORS

NAME: Bayshore
 COLOUR/FINISH: Solid Core, painted PT2
 BRAND: Masonite
 DIMENSIONS: Varies
 QTY: Contractor to Perform Takeoff's
 NOTES: Can be subbed with alternate brand equivalent if necessary



INTERIOR DOOR HANDLES

NAME: Select T-Bar Smooth Lever w/ Disk Rosette
 COLOUR/FINISH: Satin Brass
 BRAND: Emtek
 CODE: 5109US4.TAUS4.SMUS4.LH, 5109US4.TAUS4.SMUS4.RH,
 C5109US4.TAUS4.SMUS4
 QTY: Contractor to Perform Takeoff's
 NOTES: Bedroom + Bathrooms - Privacy Style
 Closets - Passage or Dummy Style



POCKET DOOR HANDLES

NAME: Round Pocket Door Tubular Lock
 COLOUR/FINISH: Satin Brass
 BRAND: Emtek
 CODE: 2145US4
 DIMENSIONS: 2-3/8" round
 QTY: Contractor to Perform Takeoff's
 NOTES: Privacy Function



BYPASS SLIDING DOOR HANDLES

NAME: Round Flush Pull
 COLOUR/FINISH: Satin Brass
 BRAND: Emtek
 CODE: 22114
 DIMENSIONS: 1-1/2" diam
 QTY: Contractor to Perform Takeoff's
 NOTES:



DOOR HINGES

NAME: Residential Duty Steel, Plain Bearing Hinge
 COLOUR/FINISH: Satin Brass
 BRAND: Contractor preferred
 DIMENSIONS: 3-1/2" x 3-1/2"
 QTY: Contractor to Perform Takeoff's
 NOTES: 1/4" radius corners

STANDARD CLOSET DETAILS



NAME: Custom floating shelves w/ rods below
SHELVES: Custom floating shelves
MATERIAL: White oak veneer
FINISH: Stained to match MW1
SIZE: Approx. 2"H x 14"D
QTY: Contractor to Perform Takeoff's
RODS: Heavy duty hanging rod
MATERIAL: Brushed Brass
SIZE: approx. 1-1/2" heavy-duty
QTY: Contractor to Perform Takeoff's




M1 - MIRROR (Bathrooms 1 + 2)



NAME: MR802436BR
COLOUR/FINISH: Brass
BRAND: Elegant Furniture & Lighting
CODE: MR802436BR
DIMENSIONS: 24"W x 36"H
QTY: Contractor to Perform Takeoff's (1 Per Bathroom)

~~M2 - MIRROR (Bathroom 3)~~



~~NAME: MR803060BR
COLOUR/FINISH: Brass
BRAND: Elegant Furniture & Lighting
CODE: MR803060BR
DIMENSIONS: 60" x 30"H (confirm vanity size)
QTY: Contractor to Perform Takeoff's (1 Per Bathroom)~~

M2 - MIRROR (Bathroom 3, 4 + 5)



NAME: MR1B4230BRS
COLOUR/FINISH: Brass
BRAND: Elegant Furniture & Lighting
CODE: MR1B4230BRS
DIMENSIONS: 42"W X 30"H
QTY: Contractor to Perform Takeoff's (1 Per Bathroom)
NOTES: Centered on double vanity



STAIR DETAILS

TREAD:	H1 Closed hardwood tread installed seamlessly with main flooring
NOSING:	H1 Custom made flush hardwood nosing made by flooring supplier
RISER:	H1 Hardwood riser
STRINGER:	If stringer is required, paint PT2 to match baseboard.
NOTES:	

HANDRAIL DETAILS

HANDRAIL:	Standard square wood handrail with eased edges.
FINISH:	Stained to match MW1
BRACKET:	Richelieu Sturdy bracket for decorative handrail in brass finish #301112130


CLIENT: Northland Properties - Benchlands Townhomes

EMAIL: lmcintyre@revelstokemountainresort.com

DATE: 2025-11-10

4 -MILLWORK

MW1 - CABINET DOOR/DRAWER *(Bathroom vanities + kitchen open shelves and feature millwork)*



STYLE: Slab Style, Rift Cut White Oak Veneer
OUTSIDE PROFILE: Square
COLOUR: Rustic Taupe Stain 999 (Benjamin Moore)
FINISH: 15 Degree Sheen Clear Top Coat
NOTES: Vertical Grain
***Please supply any alternate product sample to designers for approval
Feature millwork areas to include kitchen floating shelves, mudroom, laundry, office, dining nook and closets.

MW2 - CABINET DOOR/DRAWER *(kitchen lowers, island + fridge panels/cabinet)*



STYLE: Slab Style, painted
OUTSIDE PROFILE: Square
COLOUR: Jojoba AF-460 (Benjamin Moore)
FINISH: 15 Degree Sheen
NOTES: ***Please supply any alternate product sample to designers for approval

MW2.2 - ISLAND BACK DETAIL



STYLE: Fluted island back detail, Painted
COLOUR/FINISH: Jojoba AF-460 (Benjamin Moore)
BRAND: Custom
DIMENSIONS: approx. 1" flutes
NOTES: ***Please supply any alternate product sample to designers for approval

MW3 - BUILT-IN HOOD FAN



STYLE: Slab Style, painted
COLOUR/FINISH: Simply White OC-117 (Benjamin Moore)
NOTES: ***Please supply any alternate product sample to designers for approval
See drawings for more detail ([in main house only, not suite](#))

5 -HARDWARE

HW1 - CABINET PULLS *(Drawers + Pantry)*



NAME: Westridge Cabinet Pull
COLOUR/FINISH: Satin Brass
BRAND: Emtek
CODE: 86637US4
DIMENSIONS: 8"
QTY: Millworker to Perform Takeoff's

HW2 - CABINET KNOBS *(Upper Doors)*



NAME: Haydon Cabinet Knob
COLOUR/FINISH: Satin Brass
BRAND: Emtek
CODE: 86697US4
DIMENSIONS: 1 1/4"
QTY: Millworker to Perform Takeoff's



HW3 - APPLIANCE PULL *(Fridge Doors/Drawer + Dishwasher)*

NAME: Westridge Appliance Pull
COLOUR/FINISH: Satin Brass
BRAND: Emtek
CODE: 86641US4, CS86641US4, BTB86641US4
DIMENSIONS: 18"
QTY: Millworker to Perform Takeoff's (4 per unit)

Scheme - FAUNA

Spruce + Arrow Design Co.
250-814-3822
designs@spruceandarrow.ca
Unit 2, 616 3rd St. W. Revelstoke BC.



CLIENT: Northland Properties - Benchlands Townhomes

EMAIL lmcintyre@revelstokemountainresort.com

DATE: 2025-11-10

Designer's Rep/Supplier: Lise Paradis @ HanStone - lparadis@hanstone.ca

6 - COUNTERS

CT1 - QUARTZ COUNTERS



NAME: Engineered Quartz
COLOUR/FINISH: Montauk - Polished Finish
BRAND: HanStone Quartz
DIMENSIONS: 3cm THK.
NOTES: Square Edge
***Please supply any alternate product sample to designers for approval



CT1 - MATCHING QUARTZ (*Kitchen Backsplash*)

NAME: Engineered Quartz
COLOUR/FINISH: Montauk - Polished Finish
BRAND: HanStone Quartz
DIMENSIONS: 3cm THK. - approx. 10" height (to be confirmed w/ drawings)
NOTES: Square Edge
Quartz to have small, 1.5"D cap on top for tile to sit on. (same detail as image)
***Please supply any alternate product sample to designers for approval
[Detail in main house only, not suite](#)



CT1 - KITCHEN COUNTER WATERFALL (*Island*)

NAME: Engineered Quartz
COLOUR/FINISH: Montauk - Polished Finish
BRAND: HanStone Quartz
DIMENSIONS: See drawings for details - 3cm thk.
NOTES: Square Edge
Waterfall detail on both sides of island
***Please supply any alternate product sample to designers for approval

POWDER BATH BACKSPLASH *(Bath 1)*

NOTES: No backplash in powder baths - T2 feature wall tile behind



CT1 - 4" MATCHING QUARTZ BACKSPLASH *(Bath 2 only)*

NAME: Engineered Quartz

COLOUR/FINISH: Montauk - Polished Finish

BRAND: HanStone Quartz

DIMENSIONS: 3cm THK. - 4" height

NOTES: Square Edge

NOTES: Backsplash to run along back wall of vanity only.

***Please supply any alternate product sample to designers for approval



CT1 - 8" MATCHING QUARTZ BACKSPLASH *(Bath 3, 4 + 5)*

NAME: Engineered Quartz

COLOUR/FINISH: Montauk - Polished Finish

BRAND: HanStone Quartz

DIMENSIONS: 3cm THK. - 8" height

NOTES: Square Edge

NOTES: Backsplash to run along back wall of vanity only.

***Please supply any alternate product sample to designers for approval



CT1 - QUARTZ NICHE FRAMES *(Bathroom 2, 3, 4 + 5)*

NAME: Engineered Quartz

COLOUR/FINISH: Montauk - Polished Finish

BRAND: HanStone Quartz

DIMENSIONS: 3cm THK.

NOTES: Square Edge

Scheme - FAUNA

Spruce + Arrow Design Co.
250-814-3822
designs@spruceandarrow.ca
Unit 2, 616 3rd St. W. Revelstoke BC.



CLIENT: Northland Properties - Benchlands Townhomes

EMAIL: lmcintyre@revelstokemountainresort.com

DATE: 2025-11-10

Designer's Rep/Supplier: Lauren Valhalla @ Splashes/Andrew Sheret Salmon Arm - lauren.valhalla@sheret.com

7 - PLUMBING



KITCHEN FAUCET

NAME: Odin Pull-Down Faucet with Square Spout
COLOUR/FINISH: Brilliance Luxe Gold
BRAND: Brizo
CODE: 63065LF-GLLHP + HLK175-GL (handle)
DIMENSIONS: 14-5/8"H x 9"D x 3-1/8"W
QTY: Contractor to Perform Takeoff's



KITCHEN SINK

NAME: Precision U 2
COLOUR/FINISH: 18-gauge stainless steel
BRAND: Blanco
CODE: 400399
DIMENSIONS: 32"W x 18"D x 10"H
QTY: Contractor to Perform Takeoff's
NOTES: Undermount Install



KITCHEN SINK *(Suite Only if required)*

NAME: Precision U 1
COLOUR/FINISH: Stainless Steel
BRAND: Blanco
CODE: 400397
DIMENSIONS: 19"W x 18"D
QTY: Contractor to Perform Takeoff's




VANITY SINK *(All bathrooms)*

NAME: Atherton Under Counter Lavatory
COLOUR/FINISH: Cotton White
BRAND: Toto
CODE: LT221#01
DIMENSIONS: 17"W x 13"D x 4"D
QTY: Contractor to Perform Takeoff's
NOTES: Brass Drain



BATHROOM FAUCET *(Bathroom 1 + 2)*

NAME: Odin Single-Handle Lavatory Faucet
 COLOUR/FINISH: Brilliance Luxe Gold
 BRAND: Brizo
 CODE: 65175LF-GL
 QTY: Contractor to Perform Takeoff's



~~BATHROOM FAUCET *(Primary Bathroom 4)*~~

~~NAME: Odin Widespread Lavatory Faucet
 COLOUR/FINISH: Brilliance Luxe Gold
 BRAND: Brizo
 CODE: T65875LF-GLLHP-ECO + HL5875-GL (lever handles) + R65800 (two-handle lavatory rough)
 QTY: Contractor to Perform Takeoff's (2 per bathroom)~~



BATHROOM FAUCET *(Primary Bathroom 3, 4 + 5)*

NAME: Odin Widespread Lavatory Faucet
 COLOUR/FINISH: Brilliance Luxe Gold
 BRAND: Brizo
 CODE: 65375LF-GLLHP (faucet less handles) + HL5373-GL (low lever handles)
 QTY: Contractor to Perform Takeoff's (2 per bathroom)



STANDARD SHOWER SYSTEM *(In all locations with showers - Bath 2, 3 + 4)*

NAME: Essential Shower Series -
 1 Linear Round Slide Bar With Hose
 2 Classic Round H2Okinetic Multi-Function Handshower
 3 16" Linear Round Wall Mount Shower Arm And Flange
 4 12" Linear Round Single-Function Raincan Shower Head
 5 Odin Pressure Balance Valve with Integrated 3-Function Diverter Trim
 COLOUR/FINISH: Brilliance Luxe Gold
 BRAND: Brizo
 CODE: 1 74792-GL (Linear Round Slide Bar w/ Hose)
 2 RP81079GL (hand shower)
 3 RP71648GL (shower arm and flange)
 4 81392-GL (rain shower head)
 5 T75P575-GLLHP (trim) + HL75P75-GL (handles) + R75000 (rough)
 QTY: Contractor to Perform Takeoff's
 valve mounted on a different wall than fixtures are located - see
 NOTES: drawings for detail



STANDARD TUB/SHOWER SYSTEM *(In Bath 2 with tub/shower combo units/alcove tubs)*

NAME:	Essential Shower Series -
	1 Linear Round Slide Bar With Hose
	2 Classic Round H2Okinetic Multi-Function Handshower
	3 16" Linear Round Wall Mount Shower Arm And Flange
	4 12" Linear Round Single-Function Rain can Shower Head
	5 Odin TempAssure Thermostatic Valve with Integrated 6-Function Diverter Trim
	6 Linear Round Diverter Tub Spout
COLOUR/FINISH:	Brilliance Luxe Gold
BRAND:	Brizo
CODE:	1 74792-GL (Linear Round Slide Bar w/ Hose)
	2 RP81079GL (hand shower)
	3 RP71648GL (shower arm and flange)
	4 81392-GL (rain shower head)
	5 T75675-GL (trim) + R75000 (rough)
	6 RP81438GL (tub spout)
QTY:	Contractor to Perform Takeoff's
NOTES:	Valve mounted on a different wall than fixtures are located - see drawings for detail



ROMAN TUB SPOUT *(Bathroom 3, 4 + 5)*

NAME:	Odin Roman Tub Faucet with Handshower
COLOUR/FINISH:	Brilliance Luxe Gold
BRAND:	Brizo
CODE:	T67475-GLLHP (filler) + HL675-GL (handles) + R64707 (rough)
QTY:	Contractor to Perform Takeoff's



~~FREESTANDING TUB *(Bathroom 3 + 4)*~~

NAME:	Glace Flash Freestanding Tub w/ White Drain (For deck-mount/roman tub filler)
COLOUR/FINISH:	White High Gloss Acrylic
BRAND:	Look Bath
CODE:	4028205 (Sheret code)
DIMENSIONS:	67" x 31.5" x 22 4/5"
QTY:	Contractor to Perform Takeoff's
NOTES:	Offset center drain

FREESTANDING TUB *(Bathroom 3, 4 + 5)*



NAME:	Eldora 5832 AcrylX Freestanding Center Drain Bathtub
COLOUR/FINISH:	White
BRAND:	Maax
CODE:	106992-000-002-100
DIMENSIONS:	58"L x 32"W x 23"H
QTY:	Contractor to Perform Takeoff's
NOTES:	Offset Center Drain. 1 Tub - 2 Pieces



ALCOVE TUB *(Bathroom 2 where tub is noted)*

NAME: Rubix 6032 Alcove Tub with Double Tiling Flange
 COLOUR/FINISH: White
 BRAND: Maax
 CODE: 6452328 (Sheret code)
 DIMENSIONS: 60"W x 32"D
 QTY: Contractor to Perform Takeoff's
 NOTES: Contractor to determine if RH or LH drain is required.



CURTAIN ROD *(Bathroom 2 where tub is noted)*

NAME: Straight Shower Rod - Round Blacking
 COLOUR/FINISH: Custom colour - brass to match Brizo Brilliance Luxe Gold
 BRAND: Kartners
 CODE: KSR-5 or KSR-6
 QTY: Contractor to Perform Takeoff's
 NOTES: Reach out to Lauren @ Splashes for custom coloured rod.



SHOWER DOOR - SLIDING *(Bathroom 2, 3 + 4)*

NAME: Custom Frameless Shower Glass w/ Sliding Door
 COLOUR/FINISH: Brushed Brass Hardware
 DIMENSIONS: *Approx. 48"W x 77"H, or 60"W x 77"H (location dependant)*
 QTY: Contractor to Perform Takeoff's
 NOTES: Fixed door located on showerhead side.



SHOWER DOOR - SWING w/ RETURN *(Bathroom 5)*

NAME: Custom Frameless Shower Glass w/ Swing Door
 COLOUR/FINISH: Brushed Brass Hardware
 DIMENSIONS: *Approx. 48"W X 36" x 77"H*
 QTY: Contractor to Perform Takeoff's
 NOTES: *Fixed panel located on shower head side & return, door location closest to glass return*



~~SHOWER SHIELD—OPTION 2 *(Bathroom 3)*~~

~~NAME: Custom Frameless Fixed Panel Shower Glass-~~
~~COLOUR/FINISH: Brushed Brass Hardware-~~
~~DIMENSIONS: Approx. 36"W x 77"H (prefer floor to ceiling)~~
~~QTY: Contractor to Perform Takeoff's-~~
~~NOTES: Fixed panel located on showerhead side-~~



OPTIONAL SHOWER DOOR *(Bathroom 4)*

NAME: Custom Shower Glass, Frameless Swing Door
 COLOUR/FINISH: Brushed Brass Hardware
 DIMENSIONS: Approx. 26"-30" wide x 72" ht
 QTY: Contractor to Perform Takeoff's
 NOTES: See drawings to confirm hinge side

TOILET



NAME: Nexus Elongated ADA Toilet Bowl w/ Tornado Flush, Nexus 4.8L
 Toilet Tank and Soft Close Elongated Toilet Seat + Lid
 COLOUR/FINISH: White
 BRAND: Toto
 CODE: 1061220 (Sheret code) Toilet Tank
 1061210 Toilet Bowl
 1060845 Seat
 QTY: Contractor to Perform Takeoff's
 NOTES: [Order w/ Pull arm lever #THU750#01](#)

BATHROOM HARDWARE/ACCESSORIES

TOWEL BAR



NAME: Odin 24" Towel Bar
 COLOUR/FINISH: Brilliance Luxe Gold
 BRAND: Brizo
 CODE: 692475-GL
 DIMENSIONS: 24" c to c
 QTY: Contractor to Perform Takeoff's

HAND TOWEL HOOK



NAME: Litze 8" Towel Bar
 COLOUR/FINISH: Brilliance Luxe Gold
 BRAND: Brizo
 CODE: 694735-GL
 DIMENSIONS: 8" c to c
 QTY: Contractor to Perform Takeoff's

TOWEL HOOK



NAME: Odin Single Robe Hook
 COLOUR/FINISH: Brilliance Luxe Gold
 BRAND: Brizo
 CODE: 693575-GL
 QTY: Contractor to Perform Takeoff's

TISSUE HOLDER



NAME: Litze Tissue Holder
 COLOUR/FINISH: Brilliance Luxe Gold
 BRAND: Brizo
 CODE: 695035-GL
 QTY: Contractor to Perform Takeoff's

CLIENT: Northland Properties - Benchlands Townhomes

EMAIL: lmcintyre@revelstokemountainresort.com

DATE: 2025-11-10

Designer's Rep/Supplier: Trish Wright @ Robinson Lighting Kelowna - Trishw@robinsonlighting.com

8 - LIGHTING + ELECTRICAL

L1 - POTLIGHTS



NAME: Standard 4" pot light
COLOUR/FINISH: White trim/case
BRAND: contractor/electrician preferred
DIMENSIONS: 4" Diam.
QTY: Electrician to Perform Takeoff's
NOTES: *3000K Colour temperature

L2 - KITCHEN ISLAND/PENINSULA LIGHT



NAME: Novo
COLOUR/FINISH: Aged Gold Brass, Opal Glass
BRAND: Matteo
CODE: C81704AGOP
DIMENSIONS: 47 7/8"L x 13 1/4"W x 5 7/8"H
QTY: Contractor to Perform Takeoff's

L3 - DINING ROOM PENDANT



NAME: Aydin
COLOUR/FINISH: Aged Gold Brass
BRAND: Matteo
CODE: C65805AG
DIMENSIONS: 13 7/8"
QTY: Contractor to Perform Takeoff's

L4 - VANITY SCONCE *(Bathroom 1 - located above toilet)*



NAME: Hera 9-in Wall/Vanity Light
COLOUR/FINISH: Brushed Gold/Clear Ribbed Glass
BRAND: Kuzco
CODE: WV417510BGCR
DIMENSIONS: 9 L x 9 W x 9 D x 5-5/8 E
QTY: Contractor to Perform Takeoff's

L5 - VANITY SCONCE *(Bathroom 2)*



NAME: Pizzazz
COLOUR/FINISH: Aged Gold Brass
BRAND: Matteo
CODE: S14503AG
DIMENSIONS: 19 3/4" wide
QTY: Contractor to Perform Takeoff's (2 per ensuite)

L6 - VANITY SCONCE *(Bathroom 3, 4 + 5)*



NAME: Pizzazz
COLOUR/FINISH: Aged Gold Brass
BRAND: Matteo
CODE: S14505AG
DIMENSIONS: 31 1/2" wide
QTY: Contractor to Perform Takeoff's (1 per ensuite)

L7 - VANITY SCONCE *(Bathroom 4)*



NAME: Knobbet
COLOUR/FINISH: Aged Gold Brass
BRAND: Matteo
CODE: S01303AGCL
DIMENSIONS: 26 3/8"
QTY: Contractor to Perform Takeoff's

L7 - CEILING LIGHT *(Bedrooms)*



NAME: Novo semi-flush mount light
COLOUR/FINISH: Aged Gold Brass / Opal Glass
BRAND: Matteo
CODE: X81703AGOP
DIMENSIONS: 17 7/8" Diam.
QTY: Contractor to Perform Takeoff's

L8 - STANDARD FLUSH-MOUNT *(As required)*



NAME: Aston 14" Flush Mount
COLOUR/FINISH: Clear
BRAND: Kuzco
CODE: FM48614-5CCT
DIMENSIONS: 14" Diam.
QTY: Contractor to Perform Takeoff's (As required)
NOTE: As needed in closets, family room, entry, pantry etc. don't have pot lights

L9 - ACCENT SCONCES *(As required)*



NAME: Kristof
COLOUR/FINISH: Aged Gold Brass/Clear Ribbed Glass
BRAND: Matteo
CODE: W6o8o1AG
DIMENSIONS: 4 3/4" w x 10 1/4" ht
QTY: Contractor to Perform Takeoff's (As required)
NOTE: Stairwell, within dining millwork, office etc.



L10 - UNDER CABINET LIGHTING *(Kitchen)*

NAME: LED strip lighting
COLOUR/FINISH: LED light with frosted cover
DIMENSIONS: To run entire length of upper cabinets in kitchens
QTY: Contractor to Perform Takeoff's
NOTES: 3000K light temperature

L11 - EXTERIOR SCONCES

NAME: To be spec'd by Architect
QTY: Contractor to Perform Takeoff's (As required)
NOTE:



SPRUCE + ARROW

INTERIOR DESIGN STUDIO

CLIENT: Northland Properties - Benchlands Townhomes

EMAIL: lmcintyre@revelstokemountainresort.com

DATE: 2025-11-10

Designer's Rep/Supplier: Dimpay Sanghera @ City Furniture Revelstoke - cityfurniture Revelstoke@gmail.com

9 - APPLIANCES

KITCHENAID OPTION



RANGE OPTION 1 (Gas)

NAME: 5-Burner Gas Convection Front Control Range
 COLOUR/FINISH: Stainless Steel
 BRAND: KitchenAid
 CODE: KSGG700ESS
 DIMENSIONS: 30"W x 36"H
 QTY: Contractor to Perform Takeoff's



RANGE OPTION 2 (Induction)

NAME: 4-Element Induction Slide-In Convection Range w/ Air Fry
 COLOUR/FINISH: Stainless Steel
 BRAND: KitchenAid
 CODE: KSIS730PSS
 DIMENSIONS: 30"W x 36"H
 QTY: Contractor to Perform Takeoff's



FRIDGE

NAME: 36"W Built-In Panel Ready French Door Refrigerator
 COLOUR/FINISH: Panel-Ready
 BRAND: KitchenAid
 CODE: KBFN506EPA
 DIMENSIONS: 83.38"H x 36.25"W x 27.75"D
 QTY: Contractor to Perform Takeoff's



DISHWASHER

NAME: PrintShield Finish Flush-To-Cabinet Dishwasher w/ FreeFlex Fit
 COLOUR/FINISH: Third Level Rack
 BRAND: KitchenAid
 CODE: KDTF924PPA
 DIMENSIONS: Standard 24"W
 QTY: Contractor to Perform Takeoff's

BOSCH OPTION



RANGE OPTION 1 (Gas)

NAME: 800 Series 30" Gas Slide-in Range
COLOUR/FINISH: Stainless Steel
BRAND: Bosch
CODE: HGI8056UC
DIMENSIONS: 30"W x 36"H
QTY: Contractor to Perform Takeoff's



RANGE OPTION 2 (Induction)

NAME: Benchmark Series 30" Induction Slide-in Range
COLOUR/FINISH: Stainless Steel
BRAND: Bosch
CODE: HIIP057U
DIMENSIONS: 30"W x 36"H
QTY: Contractor to Perform Takeoff's



FRIDGE

NAME: Benchmark Series 36" Built-In Custom Panel French Door
COLOUR/FINISH: Panel-Ready
BRAND: Bosch
CODE: B36IT905NP
DIMENSIONS: 84"H x 35-3/4"W x 24"D
QTY: Contractor to Perform Takeoff's



DISHWASHER

NAME: 800 Series 24" Custom Panel Dishwasher
COLOUR/FINISH: Panel-Ready
BRAND: Bosch
CODE: CHV78CM3N
DIMENSIONS: Standard 24"W
QTY: Contractor to Perform Takeoff's



RECESSED HOOD FAN

NAME: Q2 30" Insert
COLOUR/FINISH: Stainless Steel
BRAND: Victory Range Hoods
DIMENSIONS: 29-1/8"W x 14-1/2"H x 15"D
QTY: Contractor to Perform Takeoff's
NOTE: Can customize CFM, venting size + venting direction



BUILT-IN MICROWAVE

NAME: 300 Series Built-in Microwave Oven 24"
COLOUR/FINISH: Stainless Steel
CODE: HMB30155UC
BRAND: Bosch
DIMENSIONS: 13 5/8" x 24 3/8" x 19 11/16"
QTY: Contractor to Perform Takeoff's



WASHER

NAME: 5.2 cu. Ft. Smart Front Load Energy Star Cert. Washer w/
FreshFlow Vent System
COLOUR/FINISH: Radiant Silver
BRAND: Whirlpool
CODE: WFW5720RR
DIMENSIONS: 31.56"D x 39"H x 27"W
QTY: Contractor to Perform Takeoff's



DRYER

NAME: 7.4 cu. Ft. Smart Front Load Energy Star Cert. Dryer w/ Wrinkle
Shield Option
COLOUR/FINISH: Radiant Silver
BRAND: Whirlpool
CODE: YWED5720RR
DIMENSIONS: 31.56"D x 39"H x 27"W
QTY: Contractor to Perform Takeoff's



PEDESTALS *(Optional)*

NAME: 15.5" Pedestal for Front Load Washer and Dryer w/ Storage
COLOUR/FINISH: Radiant Silver
BRAND: Whirlpool
CODE: WFP2715RR
DIMENSIONS: 27.31"D x 15.5"H x 27"W
QTY: Contractor to Perform Takeoff's (2 per unit-1 washer, 1 dryer)

SUITE APPLIANCES (AS REQUIRED)



RANGE

NAME: 24" Freestanding Electric Range
COLOUR/FINISH: Stainless Steel
BRAND: Frigidaire
CODE: FCFE242CAS
DIMENSIONS: 23-1/2"W x 23-5/8"D x 36"H
QTY: Contractor to Perform Takeoff's



FRIDGE

NAME: Bottom Freezer Refrigerator
COLOUR/FINISH: Brushed Steel
BRAND: Frigidaire
CODE: FRBG1224AV
DIMENSIONS: 23-3/5"W x 27-1/5"D x 72-4/5"H
QTY: Contractor to Perform Takeoff's



OTR MICROWAVE/HOOD FAN COMBO


NAME: 24" Over-The-Range Microwave
COLOUR/FINISH: Stainless Steel
BRAND: Frigidaire
CODE: UMV1422U S
DIMENSIONS: 17"H x 23-7/8"W x 16-3/16"D
QTY: Contractor to Perform Takeoff's

CLIENT: Northland Properties - Benchlands Townhomes

EMAIL: lmcintyre@revelstokemountainresort.com


DATE: 2025-11-10

10 - FIREPLACE



FIREPLACE

NAME: LT1 Direct Vent Gas Fireplace
COLOUR/FINISH: Black
BRAND: Valor
CODE: 2500KN/KP
DIMENSIONS: 40" w x 17 ½" h viewing area
QTY: Contractor to Perform Takeoff's
NOTES: Birch Logs (1505BLKV2) + Fluted Black Liner (2515FBL)
Install w/ 1" adjustable finishing trim



STONE

NAME: Roughcut (Cultured Stone)
COLOUR/FINISH: Loire Valley
BRAND: Eldorado Stone
DIMENSIONS: 1.5"-11.5"H x 3.25"-18.25" L x 1"-2.5"Thk.
QTY: Contractor to Perform Takeoff's
NOTES: Off-White/Cream Grout Colour - Over grout look

MANTEL

NAME: Oak Veneer Mantel
COLOUR/FINISH: Stained to match MW1
DIMENSIONS: TBC with drawings. Approx. 5"H x 4"D
QTY: Contractor to Perform Takeoff's